

Angus Reid Group Inc.

**Manitoba Graduates Follow-Up Survey
(1999 Edition)**

Final Report

Book 1 of 2



*Submitted to the Council on Post-Secondary Education
November 26, 1999*

A faint, light gray silhouette of a globe is positioned in the lower-left quadrant of the page, partially overlapping the text area.

Table of Contents

A. INTRODUCTION	
Background and Research Objectives.....	5
Structure of the Report.....	7
Analytical Approach of the Report.....	9
Methodology.....	10
Protocol for Data Use.....	15
B. EXECUTIVE SUMMARY	
Key Findings.....	18
C. DETAILED FINDINGS	
Manitoba Graduates' Labour Market Experience Since 1997.....	36
1. Time between 1997 Graduation and First New Job.....	37
2. Number of Different Jobs since 1997.....	40
3. Number of Graduates Who Have Been Self-Employed since 1997.....	41
4. Nature of First Job after 1997 Graduation.....	42
5. Other Jobs after 1997 Graduation.....	45
6. Reference Week Employment Status of 1997 Manitoba Graduates.....	48
7. Nature of Reference Week Job.....	50
8. Satisfaction with Reference Week Job.....	54
9. Manitoba Graduates Who Have Left the Province.....	55
10. Pre-Tax Personal Income of 1997 Manitoba Graduates.....	57
Graduate Satisfaction with the Manitoba Post-Secondary Experience.....	60
11. Time Spent Completing 1997 Program of Study.....	61
12. Importance of Specific Objectives When Enrolling in Their 1997 Program.....	62
13. Extent that Objectives were Met by Their 1997 Program.....	65
14. Satisfaction with Attributes of Their 1997 Post-Secondary Institution.....	68
15. Awareness of Career Information Provided by Their 1997 Institution.....	72
Assessment of the Value of Post-Secondary Education.....	74
16. Graduates' Assessment of the Value of Their Post-Secondary Experience.....	75
17. Manitoba Graduates Who Would Select the Same Program of Study Again.....	77
18. Skills Developed from Their 1997 Program of Study.....	80
19. Skills Used During the Reference Week.....	86
D. OTHER FINDINGS	
20. Sources of Financing for Post-Secondary Studies in Manitoba.....	91
21. Post-Secondary Education before 1997.....	94
22. Technology-Assisted Distance Education since 1997.....	95
23. Post-Secondary Education since 1997.....	96
24. Demographic Data on 1997 Manitoba Graduates.....	98

E. APPENDICES

Appendix A: Survey Instrument (English)	100
Appendix B: Survey Instrument (French)	114
Appendix C: Detailed Tables by “Type of Graduate”	BOOK 2

A. INTRODUCTION

BACKGROUND AND RESEARCH OBJECTIVES

BACKGROUND

The Angus Reid Group was commissioned by the Council on Post-Secondary Education and Manitoba's seven publicly funded post-secondary institutions to conduct a survey among 1997 graduates of these institutions.

The seven participating post-secondary institutions were:

- Assiniboine College
- Brandon University
- College Universitaire de St-Boniface (CUSB)
- Keewatin College
- Red River College
- University of Manitoba (U of M)
- University of Winnipeg (U of W)

RESEARCH OBJECTIVES

The purpose of this research, the Manitoba Graduates Follow-Up Survey, was threefold:

- To learn more about how Manitobans can prepare for the labour market through an informed selection of a post-secondary program.
- To gather information regarding graduate satisfaction with Manitoba's post-secondary programs and institutions; and,
- To assess the value of post-secondary education to Manitobans in a very concrete way across the system.

The Manitoba Graduates Follow-Up Survey is intended to establish a benchmark for future study. That is, this report on the Manitoba Graduates Follow-Up Survey may be treated as the first (1999) edition of a longitudinal study which will gather information about the labour market experiences of Manitoba post-secondary graduates, as well as their satisfaction with the Manitoba post-secondary experience and their assessment of the value of post-secondary education in Manitoba.

STRUCTURE OF THE REPORT

This report of the survey results, prepared by the Angus Reid Group in consultation with the Council on Post-Secondary Education and the seven participating post-secondary institutions, is divided into five broad sections:

- Section A, the Introduction, provides a brief summary of this research study's background and objectives, as well as a detailed description of the data collection methodology.
- Section B, the Executive Summary, provides an overview of the key research findings on the provincial level; that is, this section examines the survey results for all 1997 graduates of Manitoba post-secondary institutions as a whole.
- Section C, the Detailed Findings, is divided into three key sub-sections which address the research objectives of the Manitoba Graduates Follow-Up Survey:
 - The first sub-section of the Detailed Findings, "Manitoba Graduates' Labour Market Experience Since 1997", discusses the labour market experience of 1997 graduates of Manitoba post-secondary institutions since graduation, including the number and type of jobs held by graduates and perceptions of the relationship between their jobs and their post-secondary education. *Thus, this sub-section provides information about how Manitobans can prepare for the labour market through an informed selection of a post-secondary program.*
 - The second sub-section of the Detailed Findings, "Graduate Satisfaction with the Manitoba Post-Secondary Experience", examines graduates' objectives at the time that they enrolled in their 1997 program of study and their perceptions of the extent to which their 1997 program fulfilled these objectives. As well, graduates' satisfaction with a number of attributes of their 1997 post-secondary institution is discussed. *Thus, this sub-section provides information regarding graduate satisfaction with Manitoba's post-secondary programs and institutions.*
 - In the third sub-section, "Assessment of the Value of Post-Secondary Education", 1997 graduates assess the value of their post-secondary experience in terms of the financial investment, personal investment and investment of time. As well, graduates assess the extent to which their 1997 program of study developed a number of skills. *Thus, this sub-section of the Detailed Findings assesses the perceived value of post-secondary education to Manitobans.*
- Section D, Other Findings, discusses a number of other aspects of post-secondary education examined by the Manitoba Graduates Follow-Up Survey, including the sources of financing used by graduates of Manitoba post-secondary institutions and the extent to which 1997 graduates have pursued further education since their 1997 graduation. Finally, Section D examines a number of demographic characteristics of 1997 Manitoba graduates.
- Section E, Appendices, consists of three sets of supplementary materials:
 - Appendix A: A copy of the English version of the survey instrument – that is, the questionnaire administered to English-speaking 1997 graduates.
 - Appendix B: A copy of the French version of the survey instrument – that is, the questionnaire administered to French-speaking 1997 graduates.

- Appendix C [Book 2 of the Report]: Detailed Tables by “Type of Graduate” which provide question-by-question results of the survey. These Detailed Tables constitute Book 2 of 2 in this report on the Manitoba Graduates Follow-Up Survey.

In this way, these Appendices and the data file provided to COPSE and the institutions provide additional information concerning Manitoba graduates’ satisfaction with Manitoba’s post-secondary programs and institutions, and their assessment of the value of post-secondary education.

The data file, in particular, will facilitate further analysis of Manitoba graduates’ labour market experience since their 1997 graduation, and thus provide information about how Manitobans can prepare for the labour market through an informed selection of a post-secondary program.

ANALYTICAL APPROACH OF THE REPORT

This report examines the survey results using two broad analytical approaches:

- The first approach to analyzing the survey results is found in Section B, the Executive Summary. Here, the report discusses the research findings at the provincial level; that is, we examine the responses of all 1997 graduates of Manitoba post-secondary institutions as a single population.
- The second approach to analyzing the survey results is found in Section C, the Detailed Findings, as well as the first set of Detail Tables in Section E, the Appendices. Here, the report discusses the research findings according to the “Type of Graduate”. Consultation with COPSE and the participating institutions provided three distinct populations of graduates whose responses to the Manitoba Graduates Follow-Up Survey must be treated separately:
 - “College Graduates”: 1997 graduates who obtained a certificate or diploma from Assiniboine College, College Universitaire de St-Boniface, Keewatin College or Red River College.
 - “General University Graduates”: 1997 graduates who obtained a degree in Arts or Science from Brandon University, College Universitaire de St-Boniface, the University of Manitoba or the University of Winnipeg.
 - “Professional University Graduates”: 1997 graduates who obtained a degree in faculties other than Arts or Science from Brandon University, College Universitaire de St-Boniface, the University of Manitoba or the University of Winnipeg.

Throughout this draft report, “Manitoba graduates” or “1997 graduates” are individuals who graduated in 1997 from one of the seven Manitoba post-secondary institutions participating in this survey.

“1997 program of study” and “1997 program” both refer to the program from which individuals graduated in 1997 – that is, the degree, diploma or certificate obtained in 1997.

The Manitoba Graduates Follow-Up Survey examined the labour market activities of Manitoba graduates during a designated week, June 7th through 11th of 1999. In this report, this benchmark time period is referred to as “the reference week”.

METHODOLOGY

SURVEY INSTRUMENT

The questionnaire was developed by the Council on Post-Secondary Education and the Angus Reid Group in consultation with the Manitoba universities and colleges. It consisted of approximately 50 to 60 questions concerning the graduate's experience at the post-secondary institution and his/her labour market experience since graduation in 1997. The questionnaire was intended to take 17 minutes to complete; the actual interviews took, on average, 17.2 minutes to complete. It was expected to have a "flow rate" of 1.5; that is, 1.5 interviews would be completed per hour of fieldwork (that is, per "interviewer-hour"). The actual interviews had a flow rate of 1.4 completed interviews per interviewer-hour.

SAMPLING

The survey sample was provided to the Angus Reid Group by the Council on Post-Secondary Education, which in turn obtained the sample from each participating institution.

The Council provided the Angus Reid Group with a list of students who graduated from the seven post-secondary institutions in 1997, along with the "permanent" phone numbers provided by the students to the institutions at the time of last registration. It was expected that the Council would provide 8,100 names to the Angus Reid Group.

The Council and the Angus Reid Group agreed that students from outside Canada were deemed to be outside the sample universe, as were those who were no longer living in North America.

- A total of 7,758 "records" (names) were received from the Council. These 7,758 records represented all 1997 graduates from the seven Manitoba post-secondary institutions.
- A total of 629 records were deemed "invalid" – They were lacking phone numbers, they had invalid area codes or invalid phone numbers, or they were duplicates. The invalid records were eliminated before loading the remaining sample – now consisting of 7,129 valid records (names with phone numbers) – into the Angus Reid Group's Sample Management System (SMS).
- Of the 7,129 valid records loaded into SMS, a total of 6,270 records (88.0%) had a single phone number while 854 records (12.0%) had two phone numbers and 5 records (0.1%) had three phone numbers.
 - The only schools whose sample included valid records with two phone numbers were Brandon University (all of their 540 valid records), the University of Manitoba (235 of their 3,425 valid records) and the University of Winnipeg (79 of their 938 valid records).
 - The only school whose sample included valid records with three phone numbers was the University of Winnipeg (5 of their 938 valid records).

- As of the end of Thursday, July 22nd – three days before fieldwork concluded – there were 1,418 ineffective records. These consisted of valid records whose phone number/s was/were not in service, fax/modem numbers or business numbers. This left a total of 5,711 effective records – the “effective universe” for this study.

Sample Disposition Summary

School	Total Records	Invalid Numbers	Total Numbers	# of Numbers Provided Per Name			Not in service	Effective Universe
				1	2	3		
Assiniboine	507	23	484	484	0	0	145	339
Brandon	608	68	540	0	540	0	137	403
CUSB	224	19	205	205	0	0	61	144
Keewatin	245	63	182	182	0	0	67	115
Red River	1,391	36	1,355	1,355	0	0	277	1,078
U of M	3,762	337	3,425	3,190	235	0	500	2,925
U of W	1,021	83	938	854	79	5	231	707
TOTAL	7,758	629	7,129	6,270	854	5	1,418	5,711

- Based on the effective universe of 5,711 records, the Angus Reid Group endeavored to contact 90 percent of this universe – 5,140 graduates – and to complete interviews with 70 percent of the 90 percent – 3,598 graduates. To this end, we were successful: upon completion of data collection, a total of 3,642 graduates had been successfully interviewed for the Manitoba Graduates Follow-Up Survey.

Final Results – Completed Interviews

School	Effective Universe	Initial Completes	Converted Refusals	Total Completes	Total as a % of Effective Universe
Assiniboine	339	204	8	212	62.5
Brandon	403	247	10	257	63.8
CUSB	144	72	2	74	51.4
Keewatin	115	27	3	30	26.1
Red River	1,078	675	33	708	65.7
U of M	2,925	1,858	81	1,939	66.3
U of W	707	407	15	422	59.7
TOTAL	5,711	3,490	152	3,642	63.8

DATA COLLECTION

The Manitoba Graduates Follow-Up Survey was conducted using the Angus Reid Group’s Computer-Assisted Telephone Interviewing (CATI) system. The survey instrument was adapted for the CATI system by the Angus Reid Group.

The CATI script was checked by a project manager and a research manager at the Angus Reid Group. The CATI-scripted survey instrument was pre-tested under the supervision of the project manager and research manager. The pre-test was monitored by a representative of the Council.

Data collection was conducted from the Angus Reid Group’s central-location telephone interviewing facility in Winnipeg. Before data collection began, a training

session attended by the Council representative and the ARG research manager was held with the telephone interviewers.

Data collection began on Thursday, June 17th and concluded at the end of the evening of Sunday, July 25th. Monitoring of interviews by field supervisors took place throughout the data collection process.

FINAL CALL DISPOSITIONS

For the Manitoba Graduates Follow-Up Study, many efforts were made to reach as many graduates as possible. A total of 48,118 calls were made.

- Based on a total of 7,129 valid records, each name in the sample was called 6.7 times on average.
- Based on the effective universe of 5,711 (in addition to one call per ineffective record), each effective name in the sample was called 8.2 times on average.
- A total of 835 graduates initially refused to participate in the study.
 - A total of 712 graduates who initially refused to participate (85% of all refusals) were contacted by a senior ARG interviewer who stressed the importance of their participation in the study and requested that they reconsider participating in the study. A total of 152 initial refusals were thereby converted into completed interviews – a 21 percent conversion rate – leaving 683 refusals.

Final Call Dispositions

School	Completes	Refusals	Not Available	No New Number	Language	Disq.	Other
Assiniboine	212	35	34	39	10	4	5
Brandon	257	40	41	34	14	6	11
CUSB	74	19	22	17	3	9	0
Keewatin	30	17	16	17	5	27	3
Red River	708	125	93	71	36	24	21
U of M	1,939	365	298	154	90	36	33
U of W	422	82	83	75	22	7	16
TOTAL	3,642	683	587	407	180	113	89

- A total of 3,642 graduates completed interviews.
 - A total of 1,428 valid records were ineffective (not-in-service, fax/modem, other).
 - A total of 683 effective records resulted in refusals after 152 initial refusals were converted into completed interviews. Therefore, the final refusal rate was only 12 percent of the effective universe.
 - A total of 587 effective records were not available to participate in the study despite the repeated callbacks.
 - A total of 407 effective records neither found someone by the sample name nor resulted in a new phone number referral.
 - A total of 180 effective records resulted in a barrier such as language (Spanish/Asian/unknown), incoherent or otherwise incapable of participating.

- A total of 113 effective records led to disqualifications (person out of North America, person not a Canadian citizen, person did not graduate in 1997).
- A total of 89 effective records – 1.6 percent of the effective universe – resulted in hangups or other unknown errors.

MARGIN OF ERROR

A total of 3,642 completed interviews, based on the effective universe of 5,711, provides survey results which are 95 percent accurate with a margin of error of +/- 0.98 percentage points.

Calculated from the total of 7,758 graduates of Manitoba post-secondary institutions in 1997, the results are 95 percent accurate with a margin of error of +/-1.18 percentage points.

CODING AND DATA ANALYSIS

All coding and data analysis was conducted by the Angus Reid Group at its in-house coding and data analysis centre in Winnipeg. The Quantum data processing package was used to produce detailed tables and bivariate analysis of the survey results.

PROTOCOL FOR DATA USE

PROTOCOL FOR DATA USE

The Council on Post-Secondary Education (“The Council”) and the seven participating post-secondary institutions (“the institutions”) have agreed upon a protocol for data use which applies to the full contents of this report as well as the data file provided to COPSE and the institutions.

The Council and the institutions agreed that the data are owned collectively and will be distributed only by collective agreement.

1. The purpose of the Manitoba Graduates Follow-Up Survey is to produce data that will allow the institutions to assess their programs and services. Ranking of institutions is not a purpose of the survey.
2. The survey data are owned collectively by the Council and the institutions.
3. The report that has been prepared may be reproduced and distributed freely by the Council and on the campuses of the participating institutions. However, use of the data file is restricted to the Council and senior administrators at the participating institutions on a confidential basis.
4. The data file provided to the Council and the institutions includes data for all participating institutions along with institutional identifiers so that appropriate institutional comparisons can be made by the Council and the institutions. This must be done in a way that protects the confidentiality of the institutional identities and respects the absolute right of each institution to decide what portions of its data should be disclosed.
5. For institutional promotion, recruiting or other public dissemination, rankings may not be used. However, the aggregate mean results and an institution’s mean results may be used.
6. Access to the aggregate data for research purposes may be granted to interested persons provided that the intended use is legitimate and non-commercial and that the researcher is qualified, agrees to acknowledge the ownership of the data by the Council and the institutions and provides the Council and the institutions with a copy of any report or publication that is produced. Decisions on such requests will be made by the Council with consultation with the participating institutions.

B. EXECUTIVE SUMMARY

KEY FINDINGS

Manitoba Graduates' Labour Market Experience Since 1997

The Manitoba Graduates Follow-Up Survey is intended to provide information about how Manitobans can prepare for the labour market through an informed selection of a post-secondary program. To this end, this research study asked 1997 graduates of Manitoba post-secondary institutions a number of questions concerning their labour market experience since graduation.

1. TIME BETWEEN 1997 GRADUATION AND FIRST NEW JOB

Manitoba graduates who participated in this study were asked for the month and year that they completed their 1997 program of study, as well as the month and year that they began their first new job after graduation. These data were used to calculate the total number of months between the completion of each Manitoba graduate's 1997 program of study and the start of their first new job.

About seven in ten (69%) Manitoba graduates began their first new job within 12 months of completing their 1997 program of study.

- Nearly one in five (17%) Manitoba graduates reported that their first new job began before (3%) or immediately after (14%) completing their 1997 program of study.
- Fully three in ten (30%) Manitoba graduates reported that their first new job began between 1 and 3 months after graduation: 16 percent began their job after 1 month, 8 percent began their job after 2 months and 6 percent began after 3 months.
- A total of 14 percent of Manitoba graduates started their first new job between 4 and 6 months after graduation: 7 percent started working at a new job 4 months after graduation, 5 percent started working 5 months after graduation and 2 percent started working 6 months after graduation.
- Another 8 percent reported that they started their first new job between 7 and 12 months after completing their 1997 program of study.

Another 5 percent of Manitoba graduates reported that their first new job began between 13 and 24 months after graduation; that is, during the second full year after completing their 1997 program of study. Just 1 percent said their first new job began more than 24 months after graduation, and 19 percent were unable to provide a response.

2. NUMBER OF DIFFERENT JOBS SINCE 1997

Manitoba graduates were asked for the number of different jobs with different employers that they have held since completing their 1997 program of study. (Respondents were instructed to count themselves as 1 employer if they were self-employed at any time.)

- Four in ten (42%) Manitoba graduates reported that they have had 1 job since graduation.
- Three in ten (31%) respondents said they have had 2 different jobs since their 1997 graduation.
- Two in ten (21%) reported having 3 different jobs (15%) or 4 different jobs (6%) since graduation.

A total of 4 percent of Manitoba graduates reported that they have had 5 different jobs (2%), 6 different jobs (1%) or 7 different jobs (1%) since completing their 1997 program of study. Another 2 percent said they have not had a job since graduation.

3. NUMBER OF GRADUATES WHO HAVE BEEN SELF-EMPLOYED SINCE 1997

Manitoba graduates were asked whether or not they have ever been self-employed since their 1997 graduation.

- A total of 14 percent of Manitoba graduates have ever been self-employed since completing their 1997 program of study.

4. NATURE OF FIRST JOB AFTER 1997 GRADUATION

The Manitoba Graduates Follow-Up Survey asked 1997 graduates about the type of occupation and industry that would describe their first new job after graduation. This information can be found in the Detailed Tables provided in this report's Appendices.

Manitoba graduates were asked a number of other questions about their first new job after graduation, including the nature of the job and its relationship to their 1997 program of study.

- Fully eight in ten (82%) Manitoba graduates reported that they worked more than 30 hours per week at their first new job after graduation.
- About six in ten (58%) Manitoba graduates described their first new job after graduation as permanent with no fixed end date. Four in ten (41%) said their first new job after graduation was a temporary or casual position.
- Fully six in ten (62%) Manitoba graduates said their first new job after graduation was "directly related" to their 1997 program of study. Another 17 percent said their first new job was "indirectly related" to their 1997 program, and 20 percent said it was "not at all related".
- More than three-quarters (78%) of Manitoba graduates said that, when they began their first new job after graduation, they were looking for a job in their program of study, while 21 percent said this was not the case.
- Just over one-half (53%) of Manitoba graduates reported that they are still with the same employer, while 47 percent said they are not.
- Two-thirds (68%) of Manitoba graduates said they are working at the same type of job (the same occupation) as their first new job after graduation, while 31 percent said they are not.

5. OTHER JOBS AFTER 1997 GRADUATION

Manitoba graduates were asked a number of questions about the jobs that they have held since their 1997 graduation, other than their first new job after graduation.

- Fully one-half (54%) of Manitoba graduates who have had more than one job since graduation described their second job as "directly related" to their 1997 program of

study. Another 18 percent said their second job was “indirectly related” and 27 percent said it was “not at all related”.

- Nearly three-quarters (72%) of Manitoba graduates who have had more than one job since graduation said that, when they began their second job, they were looking for a job in their program of study, while 27 percent said they were not.
- More than one-half (56%) of Manitoba graduates who have had more than one job since graduation reported that they are still at their second job, while 43 percent said they are not.
- Among Manitoba graduates who have had more than two jobs since graduation, close to one-half (48%) described their third job as “directly related” to their 1997 program of study. Another 18 percent said it was “indirectly related”, and 33 percent described it as “not at all related”.
- About seven in ten (69%) Manitoba graduates who have had more than two jobs since graduation said that, when they began their third job, they were looking for a job in their program of study, while 31 percent said they were not.
- Just over one-half (53%) of respondents who have had more than two jobs since graduation said they are still at their third job, while 47 percent said they are not.

6. REFERENCE WEEK EMPLOYMENT STATUS OF 1997 MANITOBA GRADUATES

The Manitoba Graduates Follow-Up Survey examined the labour market activities of Manitoba graduates for the designated “reference week” of June 7th through 11th of 1999, including their employment status and, if employed, the nature of their job and its relationship to their 1997 program of study.

- Fully 85 percent of Manitoba graduates reported that they were employed during the reference week of June 7th through 11th, 1999: a total of 72 percent were employed full-time and 13 percent were employed part-time.
 - A total of 5 percent were enrolled in an education or training program during the reference week, and 2 percent were about to start a job.
 - A total of 3 percent were unemployed and looking for work during the reference week, and 1 percent were not looking for work.

7. NATURE OF REFERENCE WEEK JOB

The Manitoba Graduates Follow-Up Survey asked 1997 graduates who were employed full-time or part-time during the reference week to indicate their job title. This information can be found in the Detailed Tables provided in this report’s Appendices.

Manitoba graduates who were employed full-time or part-time during the reference week were asked a number of other questions about their job, including the nature of the job and its relationship to their 1997 program of study.

- Six in ten (60%) reported that their reference week job was the same occupation as their first new job after graduation. Four in ten (39%) said their reference week job was not the same as the first new job that they held after graduation.

- Nearly nine in ten (87%) said that they worked more than 30 hours a week at their reference week job.
- Three-quarters (76%) of Manitoba graduates described their reference week job as permanent with no fixed end date. Just under one-quarter (23%) said their job was temporary or casual.
- One-half (51%) of Manitoba graduates described their reference week job as “directly related” to their 1997 program of study. About one-quarter (23%) said it was “indirectly related”, and an equal percentage (23%) said it was “not at all related”.
- Three-quarters (77%) of Manitoba graduates said that, when they started their reference week job, they wanted a job in their program of study, while 21 percent said they did not.
- In general, just over one-half (54%) of Manitoba graduates stated that it is “very important” for them to have a job in their program of study, and another 28 percent felt it is “somewhat important”. One in ten (10%) said it is “not very important” and 6 percent said it is “not at all important” to have a job in their program of study.

8. SATISFACTION WITH REFERENCE WEEK JOB

Manitoba graduates who were employed full-time or part-time during the reference week were probed for the level of satisfaction with their job.

- One-half (50%) of Manitoba graduates working full-time or part-time during the reference week reported that they were “very satisfied” with their job and another 37 percent said they were “somewhat satisfied”. Thus, a total of 87 percent of Manitoba graduates expressed satisfaction with their reference week job.
- Just 8 percent of Manitoba graduates with full-time or part-time jobs during the reference week said they were “somewhat dissatisfied” with their job and half as many (4%) reported that they were “very dissatisfied”.

9. MANITOBA GRADUATES WHO HAVE LEFT THE PROVINCE

Manitoba graduates were asked for the first 3 digits of their current postal code. Respondents living outside Manitoba (that is, respondents whose postal code did not begin with “R”) were asked about their reason(s) for leaving Manitoba.

- A total of 87 percent of Manitoba graduates currently live in Manitoba.
- Ontario (5%), Alberta (3%), British Columbia (2%) and Saskatchewan (1%) were the most common provinces of residence among Manitoba graduates who currently live outside Manitoba.
- Fewer respondents currently live in Québec, Nova Scotia, Prince Edward Island, Yukon Territory and Newfoundland.
 - Among Manitoba graduates who live outside Manitoba, the most common reason for leaving the province was to take a job (30%), followed by personal considerations (25%) such as returning to their home province or the desire to be close to family or friends.

- Smaller numbers of respondents mentioned pursuing further education at an institution outside Manitoba (17%), better job opportunities (6%), their spouse taking a job or being transferred (3%), weather (2%) and better income or wage prospects (2%).

10. PRE-TAX PERSONAL INCOME OF 1997 MANITOBA GRADUATES

Manitoba graduates were asked to provide, to the nearest thousand, their total pre-tax personal income during the previous 12 months. (A total of 10 percent of respondents did not provide an income figure and 1 percent reported no income during the previous 12 months. These respondents have been excluded from the following discussion.)

- The average pre-tax personal income among Manitoba graduates was \$24,837.
 - Nearly one-half (47%) of Manitoba graduates reported that their pre-tax personal income in the previous 12 months was between \$20,000 and \$40,000.
 - A total of 37 percent said their pre-tax personal income during the previous 12 months was under \$20,000.
 - Another 13 percent of Manitoba graduates reported a pre-tax personal income between \$40,000 and \$60,000.
 - A total of 2 percent reported that their pre-tax personal income in the previous 12 months was more than \$60,000.

Graduate Satisfaction with the Manitoba Post-Secondary Experience

The Manitoba Graduates Follow-Up Survey is intended to provide information regarding graduate satisfaction with Manitoba's post-secondary programs and institutions. To this end, this research study asked 1997 graduates of Manitoba post-secondary institutions a number of questions regarding their personal objectives when they enrolled in their 1997 program of study and the extent to which they felt these objectives were met by their program. As well, Manitoba graduates were probed for their level of satisfaction with a number of selected attributes of their 1997 post-secondary institutions.

11. TIME SPENT COMPLETING 1997 PROGRAM OF STUDY

Manitoba graduates were asked for the month and year when they first began accumulating courses or credits toward the degree, diploma or certificate obtained in 1997, as well as the month and year when they completed the requirements of their 1997 certification. From this data, the total amount of time that Manitoba graduates spent completing their 1997 program of study was calculated.

- A total of 12 percent of Manitoba graduates completed their 1997 program of study in 12 months or less.
- A total of 15 percent took 1 to 2 years (13 to 24 months) to complete their 1997 program.
- A total of 13 percent of Manitoba graduates spent 2 to 3 years (25 to 36 months) completing their 1997 program.
- About one-quarter (23%) took 3 to 4 years (37 to 48 months) to complete their 1997 program of study.
- A total of 17 percent spent 4 to 5 years (49 to 60 months) on their 1997 program.
- One in twelve (8%) Manitoba graduates took 5 to 6 years (61 to 72 months) to complete their 1997 program.
- Another one in eleven (9%) took more than 6 years (73 months or more) to complete their 1997 program of study.

12. IMPORTANCE OF SPECIFIC OBJECTIVES WHEN ENROLLING IN THEIR 1997 PROGRAM

Manitoba graduates were asked about the importance of a number of objectives when they enrolled in their 1997 program of study. Respondents were asked to rate the importance of each objective on a scale from 1 to 5, where 1 was "not important at all" and 5 was "very important". (Results are presented in descending order of importance based on the number of Manitoba graduates who rated each objective as a 5 out of 5 in importance.)

- **“Acquiring skills or knowledge for a job or for a specific career that you had in mind.”**: Two-thirds (65%) of Manitoba graduates rated this objective's importance to them at the time of enrollment as a 5 out of 5, and another 18 percent rated this objective's importance as a 4 out of 5.

- **“Improving your chances of earning a good income.”**: Six in ten (62%) Manitoba graduates rated this objective’s importance when they enrolled in their 1997 program as a 5 out of 5, and 22 percent rated this objective as a 4 out of 5 in importance.
- **“Acquiring in-depth knowledge of a field of study that you were interested in.”**: A majority of 54 percent of Manitoba graduates rated this objective as a 5 out of 5 in importance when they enrolled in their 1997 program, and 31 percent rated this objective’s importance as a 4 out of 5.
- **“Improving yourself”**: Just over one-half (52%) of Manitoba graduates rated this objective’s importance at the time of enrollment as a 5 out of 5, and an additional three in ten (30%) rated this objective as a 4 out of 5 in importance.
- **“Developing intellectual capabilities for thinking and analysis.”**: Almost one-half (47%) of Manitoba graduates rated this objective as a 5 out of 5 in importance when they enrolled in their 1997 program, and another one-third (33%) rated this objective’s importance as a 4 out of 5.

13. EXTENT THAT OBJECTIVES WERE MET BY THEIR 1997 PROGRAM

Manitoba graduates were asked about the extent to which they felt their 1997 program of study met their expectations for each of these same objectives. Respondents were asked to rate the extent to which their expectations were met for each objective on a scale from 1 to 5, where 1 was “not met at all” and 5 was “completely met expectations”. (Results are presented in descending order based on the number of Manitoba graduates who rated the extent to which their expectations for each objective were met as a 5 out of 5.)

- **“Improving yourself”**: Just over one-third (35%) of Manitoba graduates rated the extent to which their expectations were met for this objective as a 5 out of 5. A plurality of 44 percent rated their expectations for this objective as a 4 out of 5 in terms of being met by their 1997 program.
- **“Improving your chances of earning a good income.”**: One-third (33%) of Manitoba graduates rated the extent to which their expectations were met for this objective as a 5 out of 5. Nearly the same proportion (31%) rated their expectations for this objective as a 4 out of 5 in terms of being met by their 1997 program.
- **“Developing intellectual capabilities for thinking and analysis.”**: Three in ten (30%) Manitoba graduates rated the extent to which their expectations were met for this objective as a 5 out of 5. Close to one-half (46%) rated their expectations for this objective as a 4 out of 5 in terms of being met by their 1997 program.
- **“Acquiring skills or knowledge for a job or for a specific career that you had in mind.”**: More than one-quarter (28%) of Manitoba graduates rated the extent to which their expectations were met for this objective as a 5 out of 5. Another one-third (33%) rated their expectations for this objective as a 4 out of 5 in terms of being met by their 1997 program.
- **“Acquiring in-depth knowledge of a field of study that you were interested in.”**: Just over one-quarter (27%) of Manitoba graduates rated the extent to which their expectations were met for this objective as a 5 out of 5. Another four in ten (42%) rated their expectations for this objective as a 4 out of 5 in terms of being met by their 1997 program.

14. SATISFACTION WITH ATTRIBUTES OF THEIR 1997 POST-SECONDARY INSTITUTION

Manitoba graduates were probed for their level of satisfaction with a number of selected attributes of their 1997 post-secondary institution. Respondents were asked to rate their satisfaction with each attribute on a scale from 1 to 5, where 1 was “very dissatisfied” and 5 was “very satisfied”. (Results are presented in descending order based on the number of Manitoba graduates who rated their satisfaction with each attribute as a 5 out of 5.)

- **Class sizes for upper level courses in your program:** Two-thirds (67%) Manitoba graduates rated their satisfaction with this attribute of their 1997 post-secondary institution as a 5 out of 5. Another 28 percent rated their satisfaction with this attribute of their 1997 post-secondary institution as a 4 out of 5.
- **Access to faculty members in your program:** A majority of 55 percent of Manitoba graduates rated their satisfaction with this attribute of their 1997 post-secondary institution as a 5 out of 5. Another one-third (35%) rated their satisfaction with this attribute of their 1997 post-secondary institution as a 4 out of 5.
- **Library facilities:** Just over four in ten (43%) Manitoba graduates rated their satisfaction with this attribute of their 1997 post-secondary institution as a 5 out of 5. A similar proportion (41%) rated their satisfaction with this attribute of their 1997 post-secondary institution as a 4 out of 5.
- **Overall teaching quality in your program:** Four in ten (39%) Manitoba graduates rated their satisfaction with this attribute of their 1997 post-secondary institution as a 5 out of 5. About one-half (48%) rated their satisfaction with this attribute of their 1997 post-secondary institution as a 4 out of 5.
- **Class sizes for introductory courses:** Just under four in ten (37%) Manitoba graduates rated their satisfaction with this attribute of their 1997 post-secondary institution as a 5 out of 5. Another four in ten (40%) rated their satisfaction with this attribute of their 1997 post-secondary institution as a 4 out of 5.
- **Computer facilities:** Three in ten (30%) Manitoba graduates rated their satisfaction with this attribute of their 1997 post-secondary institution as a 5 out of 5. Another four in ten (40%) rated their satisfaction with this attribute of their 1997 post-secondary institution as a 4 out of 5.
- **Athletic facilities:** Just over one-quarter (27%) of Manitoba graduates rated their satisfaction with this attribute of their 1997 post-secondary institution as a 5 out of 5. Another 35 percent rated their satisfaction with this attribute of their 1997 post-secondary institution as a 4 out of 5. (Fully 26 percent of respondents volunteered that this attribute was not applicable.)
- **Lab facilities:** One-quarter (25%) of Manitoba graduates rated their satisfaction with this attribute of their 1997 post-secondary institution as a 5 out of 5. Another four in ten (40%) rated their satisfaction with this attribute of their 1997 post-secondary institution as a 4 out of 5. (Fully 22 percent of respondents volunteered that this attribute was not applicable.)

15. AWARENESS OF CAREER INFORMATION PROVIDED BY THEIR 1997 INSTITUTION

Manitoba graduates were asked, to their knowledge, how much information their institution provided about career opportunities. Thus, these findings represent respondents' awareness of career information provided by their 1997 institution.

- Just over one in five (22%) Manitoba graduates felt that their 1997 institution provided “a great deal” of information about career opportunities.
- Four in ten (40%) said their 1997 institution provided a “somewhat” high level of career information.
- Just over one-quarter (27%) of respondents said their 1997 institution provided “not very much” information about career opportunities.
- One in eleven (9%) Manitoba graduates, when asked about the amount of career information provided by their 1997 institution, said their institution provided “none at all”.

Assessment of the Value of Post-Secondary Education

The Manitoba Graduates Follow-Up Survey is intended to assess the value of post-secondary education to Manitobans. To this end, this research study asked 1997 graduates to assess the value of their post-secondary experience in terms of the investment of time, the personal investment and the financial investment. As well, Manitoba graduates were asked to assess the extent to which their 1997 program of study developed a number of skills and to indicate the degree to which they used these skills during the reference week of June 7th through 11th, 1999.

16. GRADUATES' ASSESSMENT OF THE VALUE OF THEIR POST-SECONDARY EXPERIENCE

Manitoba graduates were asked if their overall post-secondary experience in their 1997 program of study was worth the investment of time, the personal investment and the financial investment, using a scale from 1 to 5 where 1 was “strongly disagree” and 5 was “strongly agree”. (Results are presented in descending order based on the number of Manitoba graduates who “strongly agree” that their post-secondary experience was worth the investment.)

- **“Worth the investment of your time”**: Just over six in ten (63%) Manitoba graduates “strongly agree” that their post-secondary experience in their 1997 program of study was worth the investment of their time. Another three in ten (29%) “somewhat agree” that their post-secondary experience was worth the time invested. Just 1 percent neither agreed nor disagreed with this view, 5 percent disagreed “somewhat” and 3 percent disagreed “strongly”.
- **“Worth the personal investment”**: Nearly the same percentage (62%) of Manitoba graduates “strongly agree” that their post-secondary experience was worth the personal investment; that is, the energy invested, the stress experienced or the emotional energy invested. Three in ten (30%) “somewhat agree” with this view. Only 5 percent disagreed “somewhat” and 2 percent disagreed “strongly”.
- **“Worth the financial investment required”**: Just under one-half (48%) of Manitoba graduates “strongly agree” that their post-secondary experience was worth the financial investment required. Another 36 percent agreed “somewhat” with this view. Just 1 percent neither agreed nor disagreed, 9 percent disagreed “somewhat” and 5 percent disagreed “strongly”.

17. MANITOBA GRADUATES WHO WOULD SELECT THE SAME PROGRAM OF STUDY AGAIN

Manitoba graduates were asked, given their experience since graduating in 1997, if they would select the same program of study again. Respondents who indicated that they would not select the same program again were then asked what other program of study they would choose.

- About eight in ten (79%) Manitoba graduates would select the same program of study again, given their experience since graduating in 1997.
- Two in ten (20%) Manitoba graduates said that, in light of their experience since graduating in 1997, they would not select the same program of study again.

- Among those respondents who would not select the same program of study again, business (22%) including management, marketing or accounting was the most common response when asked what other program of study they would choose. This was followed by computer science (15%) such as programming, IT or networking, and science (10%) such as chemistry, biology or physics.
- Other programs of study mentioned by fewer respondents who would not select their 1997 program of study again, included: health professions (9%) including medicine and pharmacy; education (7%); engineering (6%) such as civil, mechanical and environmental; and social work (5%).
- Programs of study mentioned by even smaller numbers of respondents included: law (4%); fine arts (3%); medical rehabilitation (3%) such as occupational therapy and physiotherapy; psychology (3%); agriculture (2%); trades (2%) such as welding and mechanics; and interior design or architecture (2%).

18. SKILLS DEVELOPED FROM THEIR 1997 PROGRAM OF STUDY

Manitoba graduates were asked about the extent to which they felt their 1997 program of study developed a number of skills. (Results are presented in descending order based on the number of Manitoba graduates who felt that their 1997 program developed each skill “a great deal”.)

- **The ability to think independently:** A majority of 53 percent of Manitoba graduates said that their 1997 program of study developed this skill “a great deal”. Four in ten (40%) felt their 1997 program developed this skill “somewhat”.
- **The ability to work with others:** An equal percentage (53%) of Manitoba graduates felt that their 1997 program of study developed this skill “a great deal”. Another 38 percent said their 1997 program developed this skill “somewhat”.
- **Interest in lifelong learning:** Just under one-half (48%) of Manitoba graduates indicated that their 1997 program of study developed this skill “a great deal”. Another 41 percent said their 1997 program developed this skill “somewhat”.
- **Communication or speaking skills:** A total of 45 percent of Manitoba graduates said that their 1997 program of study developed this skill “a great deal”. Four in ten (40%) felt their 1997 program developed this skill “somewhat”.
- **Research skills:** About four in ten (42%) Manitoba graduates said that their 1997 program of study developed this skill “a great deal”. Another 45 percent indicated that their 1997 program developed this skill “somewhat”.
- **Writing skills:** Four in ten (39%) Manitoba graduates felt that their 1997 program of study developed this skill “a great deal”. About the same proportion (43%) said their 1997 program developed this skill “somewhat”.
- **Decision-making skills:** Four in ten (39%) Manitoba graduates said that their 1997 program of study developed this skill “a great deal”. Fully one-half (50%) felt their 1997 program developed this skill “somewhat”.
- **The ability to evaluate or critique a statement:** A total of 36 percent of Manitoba graduates indicated that their 1997 program of study developed this skill “a great

deal”. Slightly more than one-half (51%) felt their 1997 program developed this skill “somewhat”.

- **A better understanding of social issues:** About one-third (32%) of Manitoba graduates said that their 1997 program of study developed this skill “a great deal”. Another 45 percent said their 1997 program developed this skill “somewhat”.
- **Mathematics (or Mathematics as they were appropriate for your program):** Three in ten (30%) Manitoba graduates said that their 1997 program of study developed this skill “a great deal” and another 37 percent felt their 1997 program developed this skill “somewhat”.
- **Computer skills:** One-quarter (24%) of Manitoba graduates indicated that their 1997 program of study developed this skill “a great deal” and 37 percent said their 1997 program developed this skill “somewhat”. One in five (21%) felt their program developed this skill “not very much” and 13 percent said their program developed this skill “not at all”.
- **More appreciation for culture and the arts:** About one-quarter (23%) of Manitoba graduates said that their 1997 program of study developed this skill “a great deal”. An additional one-third (32%) felt their 1997 program developed this skill “somewhat”. Just over one-fifth (22%) said their program developed this skill “not very much” and a similar proportion (21%) indicated that their program developed this skill “not at all”.
- **Citizenship skills (that is, are you a more informed citizen):** Almost one in five (18%) Manitoba graduates felt that their 1997 program of study developed this skill “a great deal” and another 43 percent said their 1997 program developed this skill “somewhat”. One-fifth (20%) of Manitoba graduates felt their program developed this skill “not very much” and about the same proportion (18%) said their program developed this skill “not at all”.
- **An interest in scientific phenomena:** A total of 18 percent of Manitoba graduates said that their 1997 program of study developed this skill “a great deal”. An additional one-third (33%) felt their 1997 program developed this skill “somewhat”. Nearly one-quarter (23%) said their program developed this skill “not very much” and an equal percentage (23%) felt their program developed this skill “not at all”.
- **Knowledge of other languages or cultures:** A total of 15 percent of Manitoba graduates said that their 1997 program of study developed this skill “a great deal”. About one-third (32%) indicated that their 1997 program developed this skill “somewhat”. Fully one-half of respondents felt that their program developed this skill “not very much” (22%) or “not at all” (28%).

19. SKILLS USED DURING THE REFERENCE WEEK

Manitoba graduates were asked about the extent to which they used a number of skills during the reference week of June 7th through 11th, 1999. The skills examined in this section of the survey were a subset of the skills examined in Section 18, “Skills Developed from Their 1997 Program of Study”. (Results are presented in descending order based on the number of Manitoba graduates who felt that they used each skill “a great deal” during the reference week.)

- **The ability to think independently:** Fully eight in ten (81%) Manitoba graduates reported that, during the reference week, they used this skill “a great deal”. Another 15 percent said they used this skill “somewhat” during the reference week.
- **The ability to work with others:** An equal percentage (81%) of Manitoba graduates indicated that, during the reference week, they used this skill “a great deal”. Another 14 percent said they used this skill “somewhat” during the reference week.
- **Communication or speaking skills:** Three-quarters (76%) of Manitoba graduates said that, during the reference week, they used this skill “a great deal”. Another 19 percent reported using this skill “somewhat” during the reference week.
- **Decision-making skills:** About the same proportion (74%) of Manitoba graduates reported using this skill “a great deal” during the reference week. Another one in five (21%) said they used this skill “somewhat” during the reference week.
- **Computer skills:** Nearly one-half (48%) of Manitoba graduates indicated that, during the reference week, they used this skill “a great deal”. Another three in ten (28%) said they used this skill “somewhat” during the reference week.
- **The ability to evaluate or critique a statement:** A total of 45 percent of Manitoba graduates said that they used this skill “a great deal” during the reference week. Fully one-third (34%) used this skill “somewhat” during the same period of time.
- **Writing skills:** Four in ten (40%) Manitoba graduates reported that, during the reference week, they used this skill “a great deal”. Another 36 percent said they used this skill “somewhat” during the reference week.
- **Interest in lifelong learning:** About the same proportion (39%) of Manitoba graduates said that, during the reference week, they used this skill “a great deal”. An equal number (39%) reported using this skill “somewhat” during the reference week.
- **Mathematics:** One-quarter (25%) of Manitoba graduates reported using this skill “a great deal” during the reference week and another 34 percent said they used this skill “somewhat” during the reference week. About one-fifth (18%) used this skill “not very much” and a similar proportion (21%) “not at all” during this time period.
- **Research skills:** An equal percentage (25%) of Manitoba graduates indicated that, during the reference week, they used this skill “a great deal” and one-third (33%) said they used this skill “somewhat”. Another 16 percent used this skill “not very much” and one-quarter (25%) “not at all” during the reference week.

Other Findings

The Manitoba Graduates Follow-Up Survey collected information about a number of other aspects of post-secondary education in Manitoba, including the sources of financing used by graduates, further education pursued by graduates after completing their 1997 program, and demographic data.

20. SOURCES OF FINANCING FOR POST-SECONDARY STUDIES IN MANITOBA

Manitoba graduates were asked to indicate whether or not they had used a number of different sources to finance their post-secondary studies. (Results are presented in descending order based on the number of Manitoba graduates who indicated that they used each source to finance their post-secondary studies.)

- **Employment earnings during your program of study including summer jobs:** More than three-quarters (78%) of Manitoba graduates indicated that they used this source to finance their post-secondary studies.
- **Savings or other personal assets:** Seven in ten (70%) Manitoba graduates reported using this source to finance their post-secondary studies.
- **Family members such as parents, grandparents or some other relative:** Nearly one-half (48%) of Manitoba graduates indicated that they used this source to finance their post-secondary studies.
- **Scholarships or bursaries:** A total of 35 percent of Manitoba graduates said they financed their post-secondary studies in this way.
- **Government student loans:** One-third (33%) of Manitoba graduates reported financing their post-secondary studies using government student loans.
- **Banks loans (excluding government student loans administered through banks):** A total of 14 percent of Manitoba graduates indicated that they used this source to finance their post-secondary studies.
- **Spouse or partner:** A total of 13 percent of Manitoba graduates reported that they financed their post-secondary studies through support from their spouse or partner.
- **Sponsorship by the government, Employment Insurance, Unemployment Insurance, Workers Compensation or Vocational Rehabilitation:** One in ten (10%) Manitoba graduates indicated that they used this source to finance their post-secondary studies.
- **Sponsorship by an employer:** A total of 3 percent of Manitoba graduates reported using this source to finance their post-secondary studies.
- **Sponsorship by an Aboriginal band council:** A total of 3 percent of Manitoba graduates said they used this source to finance their post-secondary studies.

21. POST-SECONDARY EDUCATION BEFORE 1997

Manitoba graduates who completed a certificate or diploma at one of the participating colleges were asked if they had attended a university before enrolling in their 1997 program of study. Conversely, Manitoba graduates who completed a degree at one of the

participating universities were asked if they had attended a college before enrolling in their 1997 program of study.

Respondents who indicated that they had attended a post-secondary institution prior to enrolling in their 1997 program of study were asked if they attended an institution in Manitoba, if they completed a specific degree, diploma or other certification and, if so, what certification they completed prior to enrolling in their 1997 program of study.

- A total of 17 percent of Manitoba graduates attended a post-secondary institution prior to enrolling in their 1997 program of study; 83 percent indicated that they did not.
 - Three in ten (29%) college graduates attended a university prior to enrolling in their 1997 program of study.
 - One in ten (10%) general university graduates attended a college prior to enrolling in their 1997 program of study.
 - A total of 15 percent of professional university graduates attended a college prior to enrolling in their 1997 program of study.
- Among respondents who attended a post-secondary institution before their 1997 program of study, fully eight in ten (83%) attended an institution in Manitoba.
- Among respondents who attended a post-secondary institution before their 1997 program of study, nearly one-half (48%) completed a specific degree, diploma or other certification, while 52 percent said that they did not.
 - The most common certifications obtained by respondents who completed a program at a post-secondary institution prior to enrolling in their 1997 program of study included: nursing (11%); business administration (11%); arts (unspecified; 9%); early childhood education (8%); and science (unspecified; 5%).

22. TECHNOLOGY-ASSISTED DISTANCE EDUCATION SINCE 1997

Manitoba graduates were asked if, since completing their 1997 program of study, they had taken any courses via the Internet, teleconferencing or any other technology-assisted distance education.

- A total of 8 percent of Manitoba graduates reported taking courses through the Internet, teleconferencing or other technology-assisted distance education since completing their 1997 program, while the vast majority (92%) have not taken any courses of this type.

23. POST-SECONDARY EDUCATION SINCE 1997

Manitoba graduates were asked if they have returned to a post-secondary institution to work toward a specific degree, diploma or certificate since completing their 1997 program of study. Respondents who indicated that they have returned to school since 1997 were asked what type of institution they attended and what program they had pursued.

- Nearly four in ten (38%) Manitoba graduates have returned to a post-secondary institution to pursue a degree, diploma or certificate since completing their 1997 program. Six in ten (62%) indicated that they have not.
- Among respondents who have returned to a post-secondary institution since 1997, two-thirds (67%) have attended a university, one in five (19%) have attended a college and another 4 percent have attended a vocational college.
 - As well, respondents mentioned CGA or Certified General Accounting (1%), the Canadian or Provincial Institute of Chartered Accountants (1%) and the Canadian Securities Institute (1%).
- Among respondents who have returned to a post-secondary institution since 1997 to pursue a degree, diploma or certificate, the program most commonly pursued was education (11%). This was followed by accounting (8%), liberal arts and sciences (7%) including general studies and humanities, business administration and management (4%), law and legal studies (3%) and medicine (3%).
 - Smaller numbers of respondents mentioned pursuing programs such as social work (2%), business (2%), computer programming (2%), financial management and services (2%) and nursing (2%).

24. DEMOGRAPHIC DATA ON 1997 MANITOBA GRADUATES

- **Gender:** A majority of 57 percent of Manitoba graduates who participated in this survey were female, while 43 percent were male.
- **Visible minority group:** A total of 14 percent of Manitoba graduates identified themselves as members of a visible minority group.
- **Aboriginal:** A total of 6 percent of Manitoba graduates identified themselves as Aboriginal, defined as a person who is, or whose ancestry is, North American Indian – status or non-status – Inuit or Metis.
- **Physical or mental impairment:** A total of 4 percent of Manitoba graduates indicated that they have a persistent physical or mental impairment, such as a heart condition, hemophilia, psychiatric illness, or a hearing, mobility or visual impairment.

C. DETAILED FINDINGS

MANITOBA GRADUATES' LABOUR MARKET EXPERIENCE SINCE 1997

Manitoba Graduates' Labour Market Experience Since 1997

The Manitoba Graduates Follow-Up Survey is intended to provide information about how Manitobans can prepare for the labour market through an informed selection of a post-secondary program. To this end, this research study asked 1997 graduates of Manitoba post-secondary institutions a number of questions concerning their labour market experience since graduation.

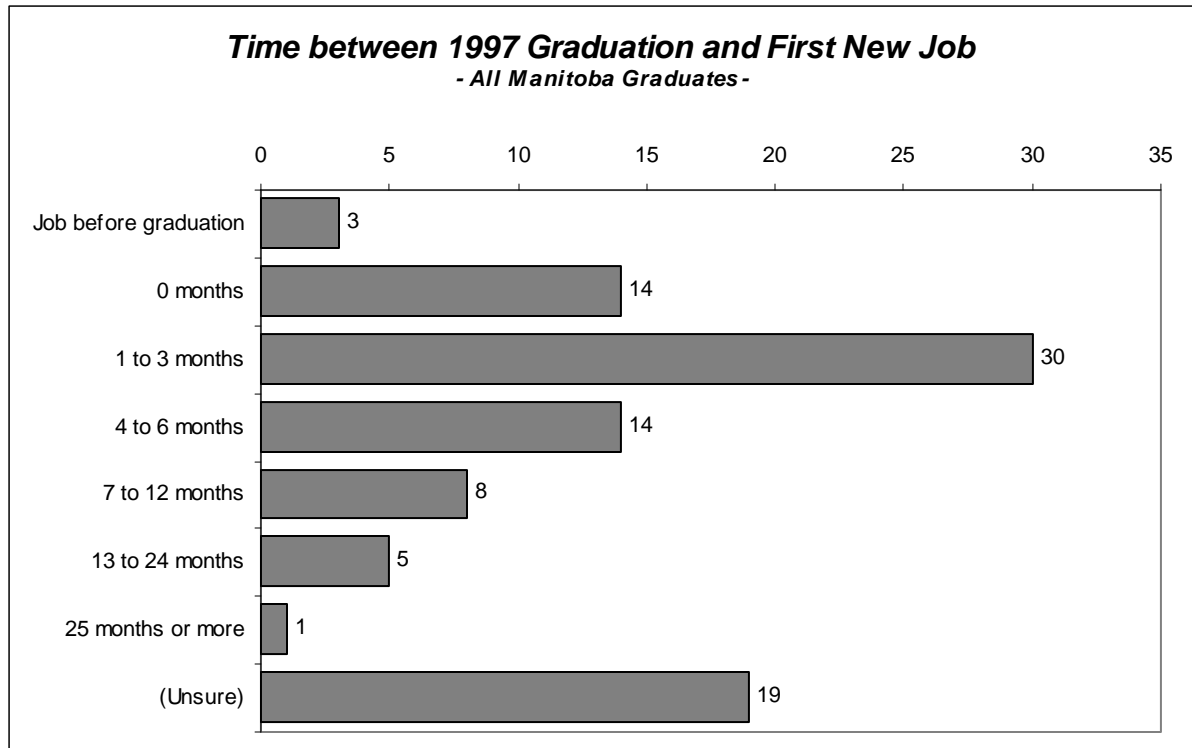
1. TIME BETWEEN 1997 GRADUATION AND FIRST NEW JOB

Manitoba graduates who participated in this study were asked for the month and year when they completed their 1997 program of study, as well as the month and year when they began their first new job after graduation. These data were used to calculate the total number of months between the completion of each Manitoba graduate's 1997 program of study and the start of their first new job.

All Manitoba graduates: About seven in ten (69%) Manitoba graduates began their first new job within 12 months of completing their 1997 program of study.

- Nearly one in five (17%) Manitoba graduates reported that their first new job began before (3%) or immediately after (14%) completing their 1997 program of study.
- Fully three in ten (30%) Manitoba graduates reported that their first new job began between 1 and 3 months after graduation: 16 percent began their job after 1 month, 8 percent began their job after 2 months and 6 percent began after 3 months.
- A total of 14 percent of Manitoba graduates started their first new job between 4 and 6 months after graduation: 7 percent started working at a new job 4 months after graduation, 5 percent started working 5 months after graduation and 2 percent started working 6 months after graduation.
- Another 8 percent reported that they started their first new job between 7 and 12 months after completing their 1997 program of study.

Another 5 percent of Manitoba graduates reported that their first new job began between 13 and 24 months after graduation; that is, during the second full year after completing their 1997 program of study. Just 1 percent said their first new job began more than 24 months after graduation, and 19 percent were unable to provide a response.



College graduates: Fully eight in ten (81%) Manitoba college graduates began their first new job within 12 months of completing their 1997 program of study.

- Three in ten (30%) college graduates reported that their first new job began before (4%) or immediately after (26%) completing their 1997 program of study.
- One-third (34%) of college graduates reported that their first new job began between 1 and 3 months after graduation: 19 percent began their job after 1 month, 9 percent began their job after 2 months and 6 percent began after 3 months.
- A total of 9 percent of college graduates started their first new job between 4 and 6 months after graduation: 4 percent started working at a new job 4 months after graduation. 3 percent started working 5 months after graduation and 2 percent started working 6 months after graduation.
- Another 8 percent reported that they started their first new job between 7 and 12 months after completing their 1997 program of study.

Another 6 percent of college graduates reported that their first new job began between 13 and 24 months after graduation; that is, during the second full year after completing their 1997 program of study. Just 1 percent said their first new job began more than 24 months after graduation, and 12 percent were unable to provide a response.

General university graduates: Nearly six in ten (58%) Manitoba general university graduates began their first new job within 12 months of completing their 1997 program of study.

- About one in ten (9%) general university graduates reported that their first new job began before (2%) or immediately after (7%) completing their 1997 program of study.
- One-quarter (25%) of general university graduates reported that their first new job began between 1 and 3 months after graduation: 13 percent began their job after 1 month, 6 percent began their job after 2 months and 6 percent began after 3 months.
- A total of 14 percent of general university graduates started their first new job between 4 and 6 months after graduation: 7 percent started working at a new job 4 months after graduation. 5 percent started working 5 months after graduation and 2 percent started working 6 months after graduation.
- One in ten (10%) reported that they started their first new job between 7 and 12 months after completing their 1997 program of study.

Another 12 percent of Manitoba graduates reported that their first new job began between 13 and 24 months after graduation; that is, during the second full year after completing their 1997 program of study. Just 1 percent said their first new job began more than 24 months after graduation, and 29 percent were unable to provide a response.

Professional university graduates: Nearly eight in ten (78%) Manitoba professional university graduates began their first new job within 12 months of completing their 1997 program of study.

- A total of 16 percent of professional university graduates reported that their first new job began before (4%) or immediately after (12%) completing their 1997 program of study.
- More than one-third (36%) of professional university graduates reported that their first new job began between 1 and 3 months after graduation: 18 percent began their job after 1 month, 10 percent began their job after 2 months and 8 percent began after 3 months.
- About one in five (19%) professional university graduates started their first new job between 4 and 6 months after graduation: 8 percent started working at a new job 4 months after graduation. 8 percent started working 5 months after graduation and 3 percent started working 6 months after graduation.
- A total of 7 percent reported that they started their first new job between 7 and 12 months after completing their 1997 program of study.

Another 5 percent of Manitoba graduates reported that their first new job began between 13 and 24 months after graduation; that is, during the second full year after completing their 1997 program of study. Just 2 percent said their first new job began more than 24 months after graduation, and 14 percent were unable to provide a response.

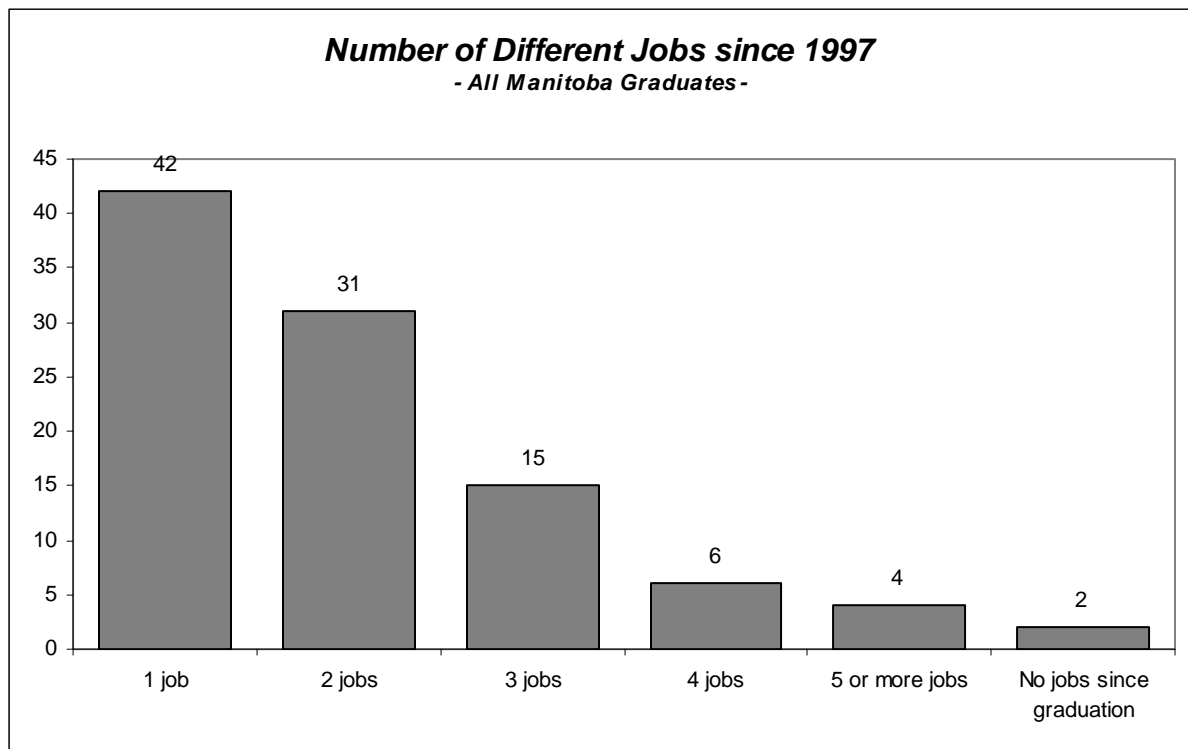
2. NUMBER OF DIFFERENT JOBS SINCE 1997

Manitoba graduates were asked for the number of different jobs with different employers that they have held since completing their 1997 program of study. (Respondents were instructed to count themselves as 1 employer if they were self-employed at any time.)

All Manitoba graduates:

- Four in ten (42%) Manitoba graduates reported that they have had 1 job since graduation.
- Three in ten (31%) respondents said they have had 2 different jobs since their 1997 graduation.
- Two in ten (21%) reported having 3 different jobs (15%) or 4 different jobs (6%) since graduation.

A total of 4 percent of Manitoba graduates reported that they have had 5 different jobs (2%), 6 different jobs (1%) or 7 different jobs (1%) since completing their 1997 program of study. Another 2 percent said they have not had a job since graduation.



College graduates:

- Four in ten (41%) Manitoba college graduates reported that they have had 1 job since graduation.
- Three in ten (31%) college graduates said they have had 2 different jobs since their 1997 graduation.

- A total of 22 percent reported having 3 different jobs (16%) or 4 different jobs (6%) since graduation.

A total of 4 percent of college graduates reported that they have had 5 different jobs (2%), 6 different jobs (1%) or 7 different jobs (1%) since completing their 1997 program of study. Another 2 percent said they have not had a job since graduation.

General university graduates:

- Nearly four in ten (38%) Manitoba general university graduates reported that they have had 1 job since graduation.
- Three in ten (30%) general university graduates said they have had 2 different jobs since their 1997 graduation.
- Nearly one-quarter (24%) reported having 3 different jobs (17%) or 4 different jobs (7%) since graduation.

A total of 6 percent of general university graduates reported that they have had 5 different jobs (3%), 6 different jobs (2%) or 7 different jobs (1%) since completing their 1997 program of study. Another 2 percent said they have not had a job since graduation.

Professional university graduates:

- Nearly one-half (46%) of Manitoba professional university graduates reported that they have had 1 job since graduation.
- Three in ten (31%) professional university graduates said they have had 2 different jobs since their 1997 graduation.
- A total of 17 percent reported having 3 different jobs (12%) or 4 different jobs (5%) since graduation.

A total of 3 percent of professional university graduates reported that they have had 5 different jobs (2%) or 6 different jobs (1%) since completing their 1997 program of study. Another 2 percent said they have not had a job since graduation.

3. NUMBER OF GRADUATES WHO HAVE BEEN SELF-EMPLOYED SINCE 1997

Manitoba graduates were asked whether or not they have ever been self-employed since their 1997 graduation.

- A total of 14 percent of Manitoba graduates have ever been self-employed since completing their 1997 program of study.
- A total of 13 percent of Manitoba college graduates have ever been self-employed since completing their 1997 program of study.
- A total of 15 percent of Manitoba general university graduates have ever been self-employed since completing their 1997 program of study.
- A total of 14 percent of Manitoba professional university graduates have ever been self-employed since completing their 1997 program of study.

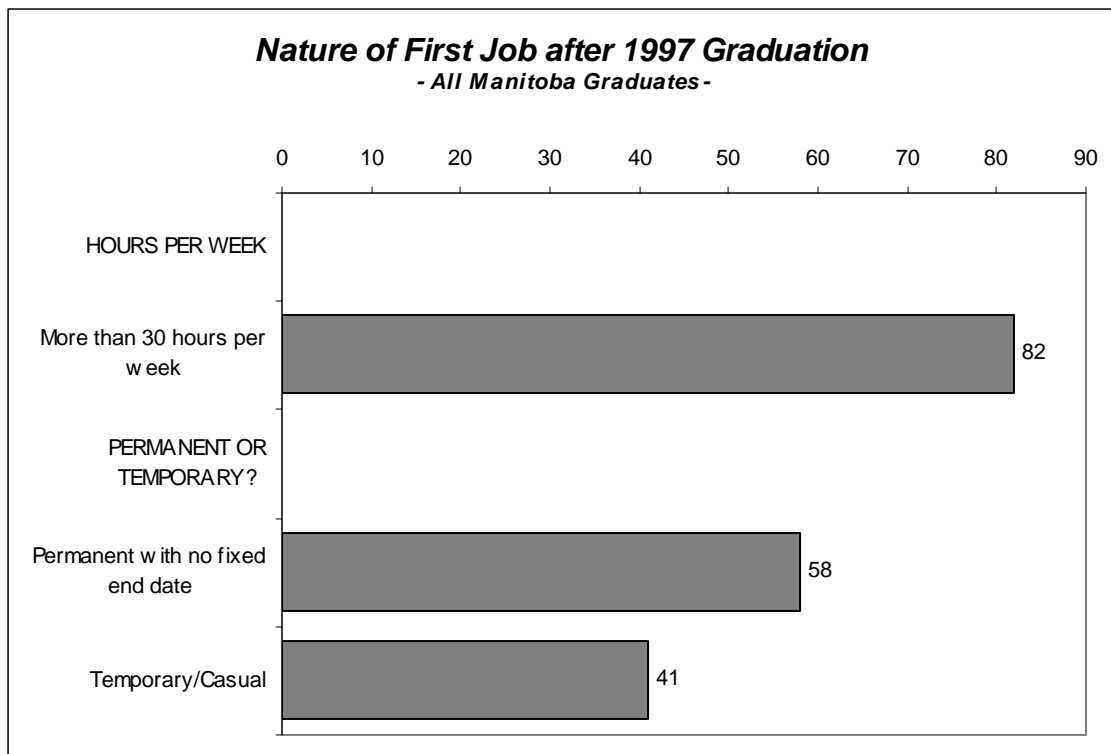
4. NATURE OF FIRST JOB AFTER 1997 GRADUATION

The Manitoba Graduates Follow-Up Survey asked 1997 graduates about the type of occupation and industry that would describe their first new job after graduation. This information can be found in the Detailed Tables provided in this report’s Appendices.

Manitoba graduates were asked a number of other questions about their first new job after graduation, including the nature of the job and its relationship to their 1997 program of study.

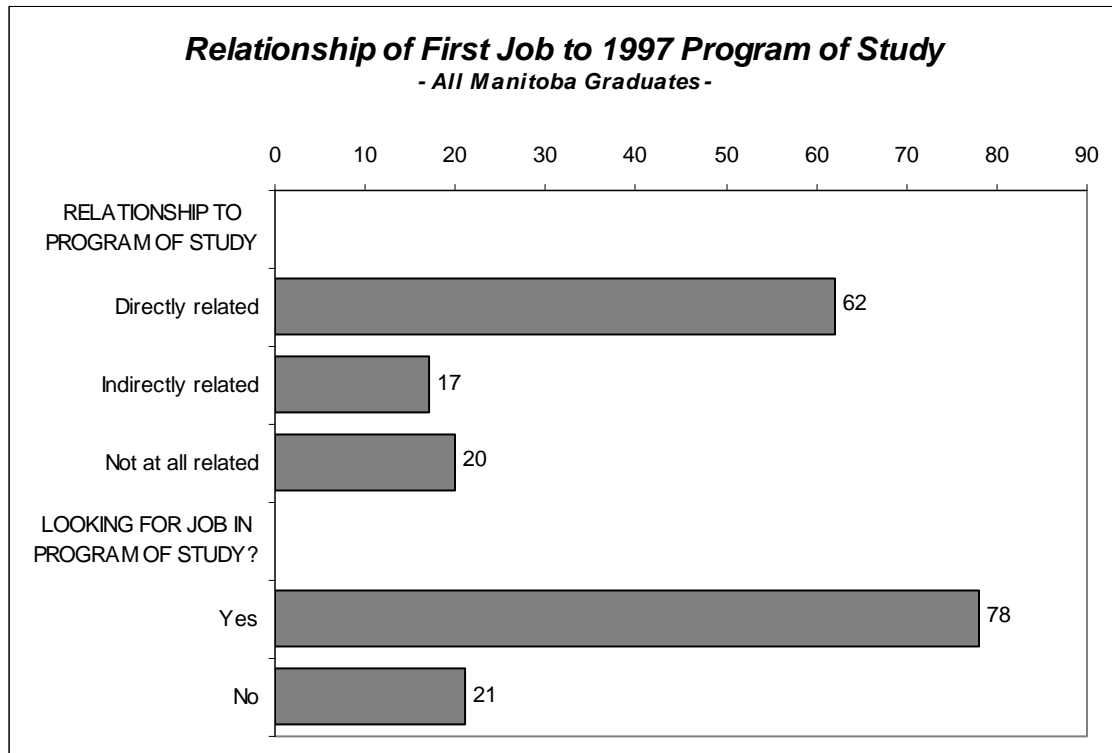
All Manitoba graduates:

- Fully eight in ten (82%) Manitoba graduates reported that they worked more than 30 hours per week at their first new job after graduation.
- About six in ten (58%) Manitoba graduates described their first new job after graduation as permanent with no fixed end date. Four in ten (41%) said their first new job after graduation was a temporary or casual position.



- Fully six in ten (62%) Manitoba graduates said their first new job after graduation was “directly related” to their 1997 program of study. Another 17 percent said their first new job was “indirectly related” to their 1997 program, and 20 percent said it was “not at all related”.

- More than three-quarters (78%) of Manitoba graduates said that, when they began their first new job after graduation, they were looking for a job in their program of study, while 21 percent said this was not the case.



- Just over one-half (53%) of Manitoba graduates reported that they are still with the same employer, while 47 percent said they are not.
- Two-thirds (68%) of Manitoba graduates said they are working at the same type of job (the same occupation) as their first new job after graduation, while 31 percent said they are not.

College graduates:

- A total of 86 percent of Manitoba college graduates reported that they worked more than 30 hours per week at their first new job after graduation.
- Two-thirds (67%) described their first new job after graduation as permanent with no fixed end date. One-third (33%) said their first new job after graduation was a temporary or casual position.
- Fully seven in ten (70%) college graduates said their first new job after graduation was “directly related” to their 1997 program of study. Another 15 percent said their first new job was “indirectly related” to their 1997 program, and 14 percent said it was “not at all related”.

- Nine in ten (91%) college graduates said that, when they began their first new job after graduation, they were looking for a job in their program of study, while 9 percent said this was not the case.
- One-half (50%) of college graduates reported that they are still with the same employer, while the other half (50%) said they are not.
- Nearly seven in ten (69%) college graduates said they are working at the same type of job (the same occupation) as their first new job after graduation, while 31 percent said they are not.

General university graduates:

- Nearly eight in ten (78%) Manitoba general university graduates reported that they worked more than 30 hours per week at their first new job after graduation.
- Just over one-half (53%) described their first new job after graduation as permanent with no fixed end date. Another 46 percent said their first new job after graduation was a temporary or casual position.
- About four in ten (38%) general university graduates said their first new job after graduation was “directly related” to their 1997 program of study. Another 22 percent said their first new job was “indirectly related” to their 1997 program, and 39 percent said it was “not at all related”.
- Six in ten (60%) general university graduates said that, when they began their first new job after graduation, they were looking for a job in their program of study, while 39 percent said this was not the case.
- One-half (50%) of general university graduates reported that they are still with the same employer, while the other half (49%) said they are not.
- Nearly six in ten (59%) general university graduates said they are working at the same type of job (the same occupation) as their first new job after graduation, while 40 percent said they are not.

Professional university graduates:

- Eight in ten (82%) Manitoba professional university graduates reported that they worked more than 30 hours per week at their first new job after graduation.
- A total of 56 percent described their first new job after graduation as permanent with no fixed end date. Another 44 percent said their first new job after graduation was a temporary or casual position.
- Fully three-quarters (77%) of professional university graduates said their first new job after graduation was “directly related” to their 1997 program of study. Another 15 percent said their first new job was “indirectly related” to their 1997 program, and 7 percent said it was “not at all related”.
- A total of 85 percent of professional university graduates said that, when they began their first new job after graduation, they were looking for a job in their program of study, while 15 percent said this was not the case.
- Nearly six in ten (58%) professional university graduates reported that they are still with the same employer, while 42 percent said they are not.

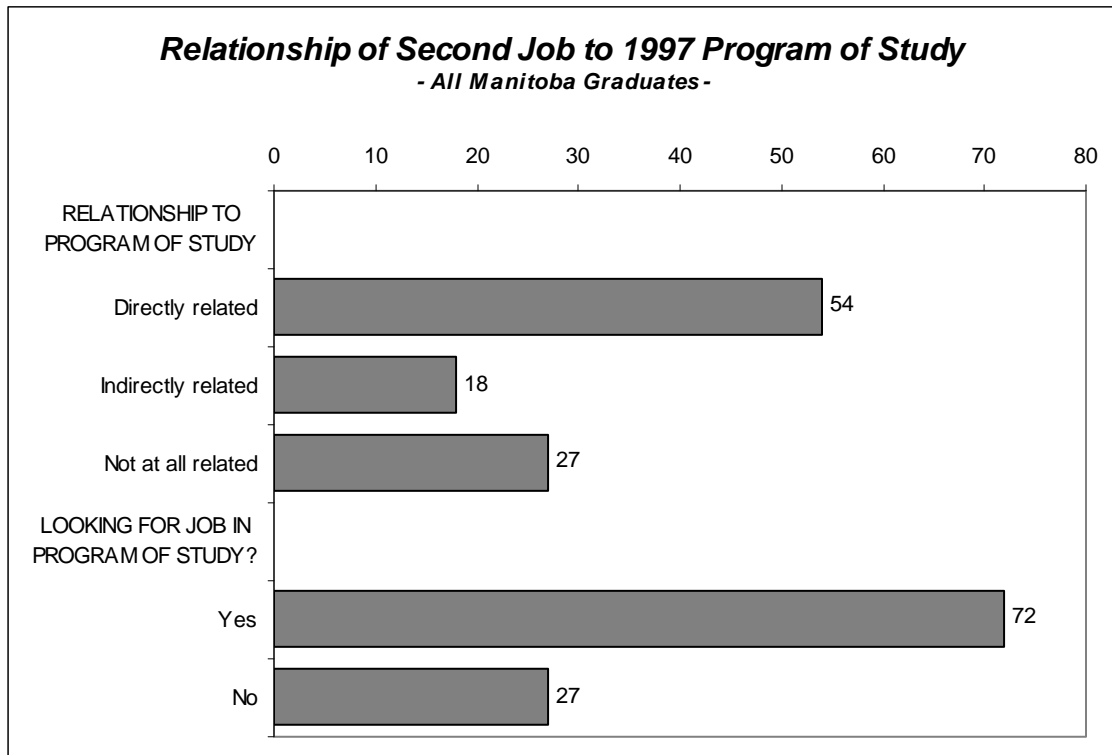
- Fully three-quarters (76%) of professional university graduates said they are working at the same type of job (the same occupation) as their first new job after graduation, while 24 percent said they are not.

5. OTHER JOBS AFTER 1997 GRADUATION

Manitoba graduates were asked a number of questions about the jobs that they have held since their 1997 graduation, other than their first new job after graduation.

All Manitoba graduates:

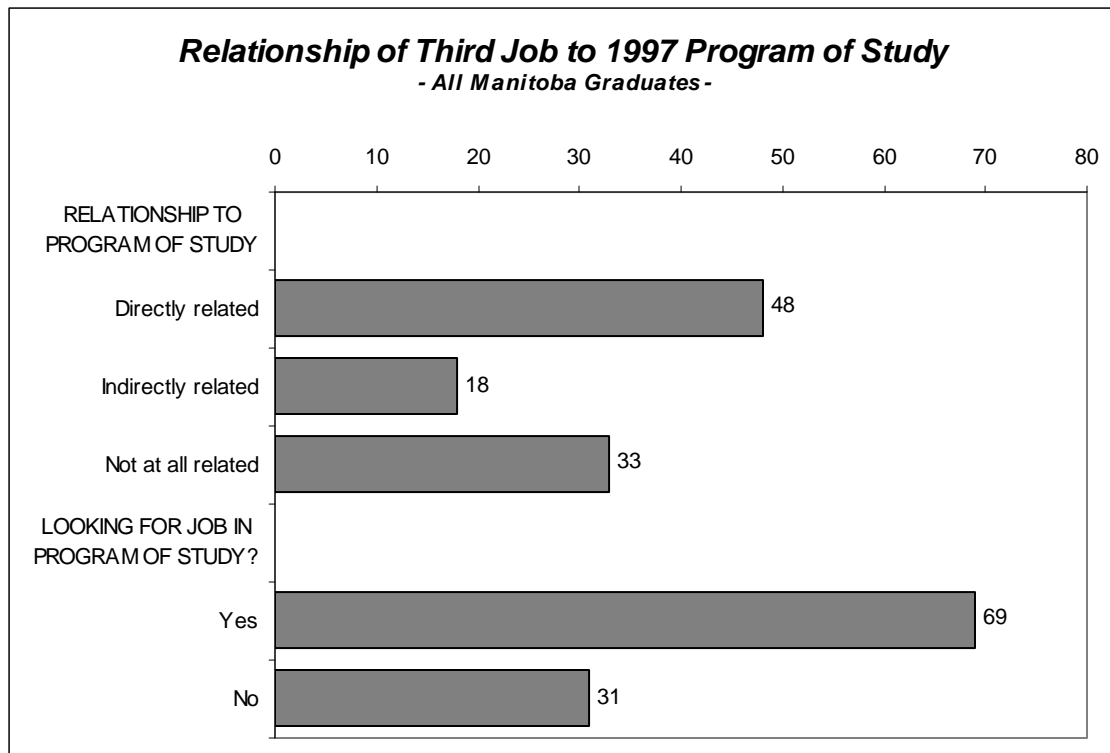
- Fully one-half (54%) of Manitoba graduates who have had more than one job since graduation described their second job as “directly related” to their 1997 program of study. Another 18 percent said their second job was “indirectly related” and 27 percent said it was “not at all related”.
- Nearly three-quarters (72%) of Manitoba graduates who have had more than one job since graduation said that, when they began their second job, they were looking for a job in their program of study, while 27 percent said they were not.



- More than one-half (56%) of Manitoba graduates who have had more than one job since graduation reported that they are still at their second job, while 43 percent said they are not.
- Among Manitoba graduates who have had more than two jobs since graduation, close to one-half (48%) described their third job as “directly related” to their 1997 program

of study. Another 18 percent said it was “indirectly related”, and 33 percent described it as “not at all related”.

- About seven in ten (69%) Manitoba graduates who have had more than two jobs since graduation said that, when they began their third job, they were looking for a job in their program of study, while 31 percent said they were not.



- Just over one-half (53%) of respondents who have had more than two jobs since graduation said they are still at their third job, while 47 percent said they are not.

College graduates:

- Nearly two-thirds (64%) of Manitoba college graduates who have had more than one job since graduation described their second job as “directly related” to their 1997 program of study. Another 15 percent said their second job was “indirectly related” and 21 percent said it was “not at all related”.
- Nearly eight in ten (79%) college graduates who have had more than one job since graduation said that, when they began their second job, they were looking for a job in their program of study, while 21 percent said they were not.
- More than one-half (57%) of college graduates who have had more than one job since graduation reported that they are still at their second job, while 43 percent said they are not.
- Among college graduates who have had more than two jobs since graduation, about six in ten (59%) described their third job as “directly related” to their 1997 program of study. Another 15 percent said it was “indirectly related”, and 25 percent described it as “not at all related”.

- Nearly eight in ten (78%) college graduates who have had more than two jobs since graduation said that, when they began their third job, they were looking for a job in their program of study, while 22 percent said they were not.
- A total of 56 percent of college graduates who have had more than two jobs since graduation said they are still at their third job, while 44 percent said they are not.

General university graduates:

- Three in ten (31%) Manitoba general university graduates who have had more than one job since graduation described their second job as “directly related” to their 1997 program of study. Another 23 percent said their second job was “indirectly related” and 44 percent said it was “not at all related”.
- A total of 56 percent of general university graduates who have had more than one job since graduation said that, when they began their second job, they were looking for a job in their program of study, while 43 percent said they were not.
- Just over one-half (51%) of general university graduates who have had more than one job since graduation reported that they are still at their second job, while 48 percent said they are not.
- Among general university graduates who have had more than two jobs since graduation, about three in ten (28%) described their third job as “directly related” to their 1997 program of study. Another 20 percent said it was “indirectly related”, and 51 percent described it as “not at all related”.
- More than one-half (56%) of general university graduates who have had more than two jobs since graduation said that, when they began their third job, they were looking for a job in their program of study, while 43 percent said they were not.
- Slightly less than one-half (49%) of general university graduates who have had more than two jobs since graduation said they are still at their third job, while one-half (50%) said they are not.

Professional university graduates:

- About seven in ten (69%) Manitoba professional university graduates who have had more than one job since graduation described their second job as “directly related” to their 1997 program of study. Another 16 percent said their second job was “indirectly related” and 15 percent said it was “not at all related”.
- Eight in ten (82%) professional university graduates who have had more than one job since graduation said that, when they began their second job, they were looking for a job in their program of study, while 17 percent said they were not.
- Six in ten (61%) professional university graduates who have had more than one job since graduation reported that they are still at their second job, while 38 percent said they are not.
- Among professional university graduates who have had more than two jobs since graduation, fully six in ten (62%) described their third job as “directly related” to their 1997 program of study. Another 19 percent said it was “indirectly related”, and 18 percent described it as “not at all related”.

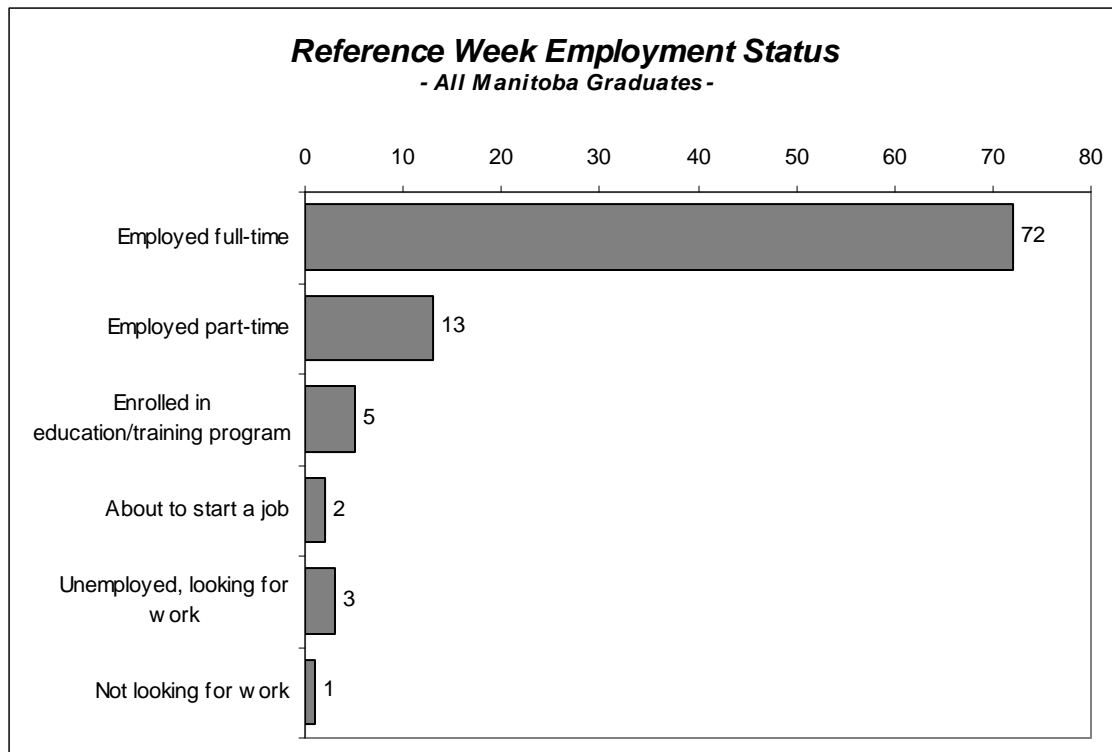
- Three-quarters (75%) of professional university graduates who have had more than two jobs since graduation said that, when they began their third job, they were looking for a job in their program of study, while 24 percent said they were not.
- More than one-half (55%) of professional university graduates who have had more than two jobs since graduation said they are still at their third job, while 44 percent said they are not.

6. REFERENCE WEEK EMPLOYMENT STATUS OF 1997 MANITOBA GRADUATES

The Manitoba Graduates Follow-Up Survey examined the labour market activities of Manitoba graduates for the designated “reference week” of June 7th through 11th of 1999, including their employment status and, if employed, the nature of their job and its relationship to their 1997 program of study.

All Manitoba graduates:

- Fully 85 percent of Manitoba graduates reported that they were employed during the reference week of June 7th through 11th, 1999: a total of 72 percent were employed full-time and 13 percent were employed part-time.
 - A total of 5 percent were enrolled in an education or training program during the reference week, and 2 percent were about to start a job.
 - A total of 3 percent were unemployed and looking for work during the reference week, and 1 percent were not looking for work.



College graduates:

- Nearly nine in ten (89%) Manitoba college graduates reported that they were employed during the reference week of June 7th through 11th, 1999: a total of 77 percent were employed full-time and 12 percent were employed part-time.
 - A total of 2 percent were enrolled in an education or training program during the reference week, and 1 percent were about to start a job.
 - A total of 4 percent were unemployed and looking for work during the reference week, and 1 percent were not looking for work.

General university graduates:

- Eight in ten (81%) Manitoba general university graduates reported that they were employed during the reference week of June 7th through 11th, 1999: a total of 66 percent were employed full-time and 15 percent were employed part-time.
 - A total of 8 percent were enrolled in an education or training program during the reference week, and 3 percent were about to start a job.
 - A total of 3 percent were unemployed and looking for work during the reference week, and 2 percent were not looking for work.

Professional university graduates:

- Nearly nine in ten (88%) Manitoba professional university graduates reported that they were employed during the reference week of June 7th through 11th, 1999: a total of 75 percent were employed full-time and 13 percent were employed part-time.

- A total of 5 percent were enrolled in an education or training program during the reference week, and 1 percent were about to start a job.
- A total of 2 percent were unemployed and looking for work during the reference week, and 1 percent were not looking for work.

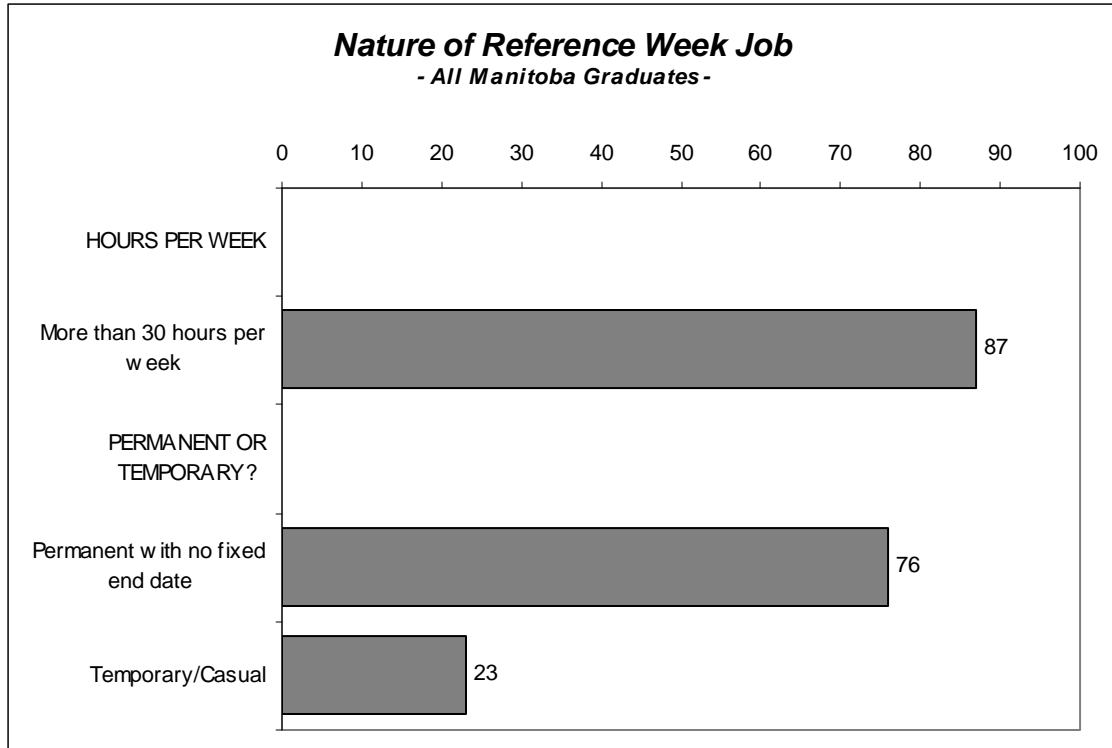
7. NATURE OF REFERENCE WEEK JOB

The Manitoba Graduates Follow-Up Survey asked 1997 graduates who were employed full-time or part-time during the reference week to indicate their job title. This information can be found in the Detailed Tables provided in this report's Appendices.

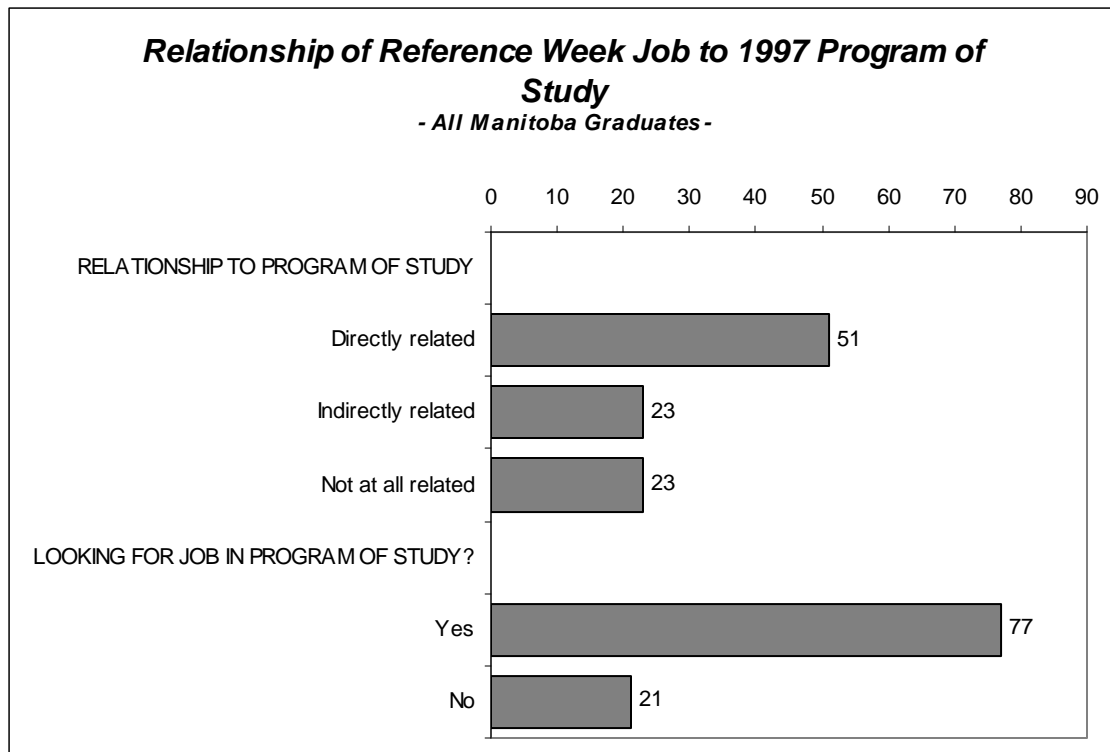
Manitoba graduates who were employed full-time or part-time during the reference week were asked a number of other questions about their job, including the nature of the job and its relationship to their 1997 program of study.

All Manitoba graduates:

- Six in ten (60%) reported that their reference week job was the same occupation as their first new job after graduation. Four in ten (39%) said their reference week job was not the same as the first new job that they held after graduation.
- Nearly nine in ten (87%) said that they worked more than 30 hours a week at their reference week job.
- Three-quarters (76%) of Manitoba graduates described their reference week job as permanent with no fixed end date. Just under one-quarter (23%) said their job was temporary or casual.



- One-half (51%) of Manitoba graduates described their reference week job as “directly related” to their 1997 program of study. About one-quarter (23%) said it was “indirectly related”, and an equal percentage (23%) said it was “not at all related”.
- Three-quarters (77%) of Manitoba graduates said that, when they started their reference week job, they wanted a job in their program of study, while 21 percent said they did not.



- In general, just over one-half (54%) of Manitoba graduates stated that it is “very important” for them to have a job in their program of study, and another 28 percent felt it is “somewhat important”. One in ten (10%) said it is “not very important” and 6 percent said it is “not at all important” to have a job in their program of study.

College graduates:

- Six in ten (60%) Manitoba college graduates reported that their reference week job was the same occupation as their first new job after graduation. Four in ten (39%) said their reference week job was not the same as the first new job that they held after graduation.
- Nine in ten (91%) said that they worked more than 30 hours a week at their reference week job.
- A total of 85 percent of college graduates described their reference week job as permanent with no fixed end date. Another 14 percent said their job was temporary or casual.
- More than one-half (55%) of college graduates described their reference week job as “directly related” to their 1997 program of study. Another 22 percent said it was “indirectly related”, and 21 percent said it was “not at all related”.
- Eight in ten (81%) college graduates said that, when they started their reference week job, they wanted a job in their program of study, while 16 percent said they did not.
- In general, over one-half (56%) of Manitoba college graduates stated that it is “very important” for them to have a job in their program of study, and another 29 percent felt it is “somewhat important”. A total of 7 percent said it is “not very important” and 6 percent said it is “not at all important” to have a job in their program of study.

General university graduates:

- Just over one-half (53%) of Manitoba general university graduates reported that their reference week job was the same occupation as their first new job after graduation, while 46 percent said their reference week job was not the same as the first new job that they held after graduation.
- Fully eight in ten (83%) said that they worked more than 30 hours a week at their reference week job.
- Two-thirds (68%) of general university graduates described their reference week job as permanent with no fixed end date. Another 31 percent said their job was temporary or casual.
- Nearly four in ten (37%) general university graduates described their reference week job as “directly related” to their 1997 program of study. Another 26 percent said it was “indirectly related”, and 35 percent said it was “not at all related”.
- Seven in ten (70%) general university graduates said that, when they started their reference week job, they wanted a job in their program of study, while 28 percent said they did not.
- In general, just under one-half (47%) of Manitoba general university graduates stated that it is “very important” for them to have a job in their program of study, and another 30 percent felt it is “somewhat important”. A total of 13 percent said it is “not very important” and 8 percent said it is “not at all important” to have a job in their program of study.

Professional university graduates:

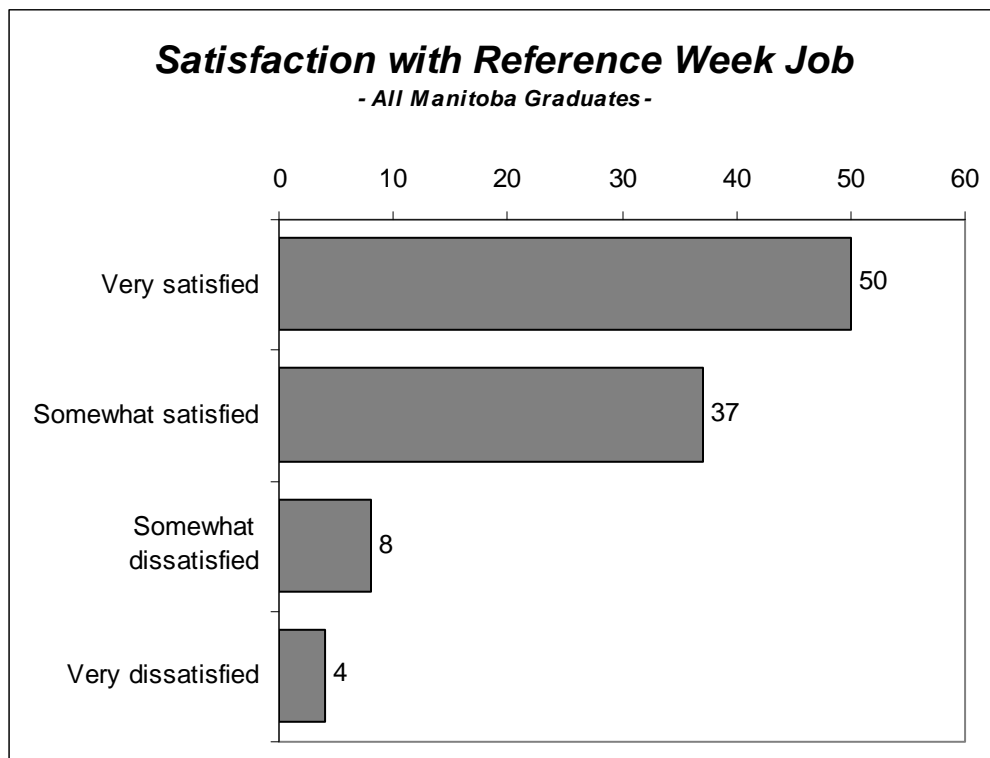
- Two-thirds (66%) of Manitoba professional university graduates reported that their reference week job was the same occupation as their first new job after graduation, while one-third (33%) said their reference week job was not the same as the first new job that they held after graduation.
- Nearly nine in ten (87%) said that they worked more than 30 hours a week at their reference week job.
- About eight in ten (78%) professional university graduates described their reference week job as permanent with no fixed end date. Another 21 percent said their job was temporary or casual.
- Two-thirds (66%) of professional university graduates described their reference week job as “directly related” to their 1997 program of study. Another 21 percent said it was “indirectly related”, and 11 percent said it was “not at all related”.
- Fully eight in ten (83%) professional university graduates said that, when they started their reference week job, they wanted a job in their program of study, while 15 percent said they did not.
- In general, six in ten (62%) Manitoba professional university graduates stated that it is “very important” for them to have a job in their program of study, and another 24 percent felt it is “somewhat important”. A total of 8 percent said it is “not very important” and 4 percent said it is “not at all important” to have a job in their program of study.

8. SATISFACTION WITH REFERENCE WEEK JOB

Manitoba graduates who were employed full-time or part-time during the reference week were probed for the level of satisfaction with their job.

All Manitoba graduates:

- One-half (50%) of Manitoba graduates working full-time or part-time during the reference week reported that they were “very satisfied” with their job and another 37 percent said they were “somewhat satisfied”. Thus, a total of 87 percent of Manitoba graduates expressed satisfaction with their reference week job.
- Just 8 percent of Manitoba graduates with full-time or part-time jobs during the reference week said they were “somewhat dissatisfied” with their job and half as many (4%) reported that they were “very dissatisfied”.



College graduates:

- Just over one-half (52%) of Manitoba college graduates working full-time or part-time during the reference week reported that they were “very satisfied” with their job and another 36 percent said they were “somewhat satisfied”. Thus, a total of 88 percent of Manitoba graduates expressed satisfaction with their reference week job.
- A total of 8 percent of Manitoba college graduates with full-time or part-time jobs during the reference week said they were “somewhat dissatisfied” with their job and 2 percent reported that they were “very dissatisfied”.

General university graduates:

- Close to one-half (49%) of Manitoba general university graduates working full-time or part-time during the reference week reported that they were “very satisfied” with their job and another 37 percent said they were “somewhat satisfied”. Thus, a total of 86 percent of Manitoba graduates expressed satisfaction with their reference week job.
- A total of 7 percent of Manitoba college graduates with full-time or part-time jobs during the reference week said they were “somewhat dissatisfied” with their job and 5 percent reported that they were “very dissatisfied”.

Professional university graduates:

- One-half (50%) of Manitoba professional university graduates working full-time or part-time during the reference week reported that they were “very satisfied” with their job and another 36 percent said they were “somewhat satisfied”. Thus, a total of 86 percent of Manitoba graduates expressed satisfaction with their reference week job.
- A total of 8 percent of Manitoba college graduates with full-time or part-time jobs during the reference week said they were “somewhat dissatisfied” with their job and 4 percent reported that they were “very dissatisfied”.

9. MANITOBA GRADUATES WHO HAVE LEFT THE PROVINCE

Manitoba graduates were asked for the first 3 digits of their current postal code. Respondents living outside Manitoba (that is, respondents whose postal code did not begin with “R”) were asked about their reason(s) for leaving Manitoba.

All Manitoba graduates:

- A total of 87 percent of Manitoba graduates currently live in Manitoba.
- Ontario (5%), Alberta (3%), British Columbia (2%) and Saskatchewan (1%) were the most common provinces of residence among Manitoba graduates who currently live outside Manitoba.
- Fewer respondents currently live in Québec, Nova Scotia, Prince Edward Island, Yukon Territory and Newfoundland.
 - Among Manitoba graduates who live outside Manitoba, the most common reason for leaving the province was to take a job (30%), followed by personal considerations (25%) such as returning to their home province or the desire to be close to family or friends.
 - Smaller numbers of respondents mentioned pursuing further education at an institution outside Manitoba (17%), better job opportunities (6%), their spouse taking a job or being transferred (3%), weather (2%) and better income or wage prospects (2%).

College graduates:

- A total of 95 percent of Manitoba college graduates currently live in Manitoba.
- Alberta (2%), Ontario (1%) and Saskatchewan (1%) were the most common provinces of residence among Manitoba college graduates who currently live outside Manitoba.
- Fewer Manitoba college graduates currently live in British Columbia, Québec, Nova Scotia and Prince Edward Island.
 - Among Manitoba college graduates who live outside Manitoba, the most common reason for leaving the province was to take a job (30%), followed by personal considerations (15%) such as returning to their home province or the desire to be close to family or friends.
 - Smaller numbers of Manitoba college graduates who live outside Manitoba mentioned better job opportunities (11%), their spouse taking a job or being transferred (8%) or pursuing further education at an institution outside Manitoba (4%).

General university graduates:

- A total of 83 percent of Manitoba general university graduates currently live in Manitoba.
- Ontario (6%), Alberta (4%), British Columbia (2%), Saskatchewan (2%) and Québec (1%) were the most common provinces of residence among Manitoba general university graduates who currently live outside Manitoba.
- Fewer Manitoba general university graduates currently live in Prince Edward Island and Nova Scotia.
 - Among Manitoba general university graduates who live outside Manitoba, the most common reason for leaving the province was to take a job (27%), closely followed by personal considerations (25%) and pursuing further education at an institution outside Manitoba (22%).
 - Smaller numbers of Manitoba general university graduates who live outside Manitoba mentioned better job opportunities (4%), weather (3%) or their spouse taking a job or being transferred (2%).

Professional university graduates:

- A total of 84 percent of Manitoba professional university graduates currently live in Manitoba.
- Ontario (6%), Alberta (4%), British Columbia (2%) and Saskatchewan (2%) were the most common provinces of residence among Manitoba professional university graduates who currently live outside Manitoba.
- Fewer Manitoba professional university graduates currently live in Nova Scotia, Québec, Yukon Territory and Newfoundland.
 - Among Manitoba professional university graduates who live outside Manitoba, the most common reason for leaving the province was to take a job (32%), closely followed by personal considerations (29%).

- Smaller numbers of Manitoba professional university graduates who live outside Manitoba mentioned pursuing further education at an institution outside Manitoba (14%), better job opportunities (7%), their spouse taking a job or being transferred (2%), better income or wage prospects (2%) or the desire to live elsewhere (2%).

10. PRE-TAX PERSONAL INCOME OF 1997 MANITOBA GRADUATES

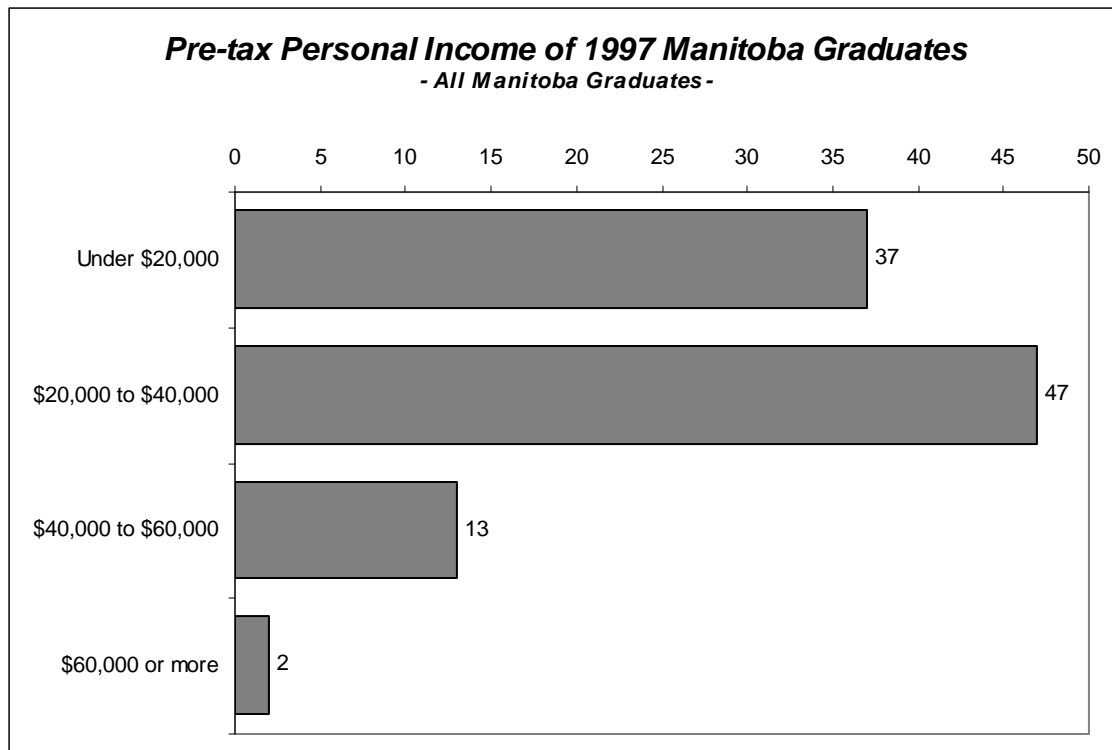
Manitoba graduates were asked to provide, to the nearest thousand, their total pre-tax personal income during the previous 12 months.

All Manitoba graduates:

The average pre-tax personal income among Manitoba graduates was \$24,837.

- Nearly one-half (47%) of Manitoba graduates reported that their pre-tax personal income in the previous 12 months was between \$20,000 and \$40,000.
- A total of 37 percent said their pre-tax personal income during the previous 12 months was under \$20,000.
- Another 13 percent of Manitoba graduates reported a pre-tax personal income between \$40,000 and \$60,000.
- A total of 2 percent reported that their pre-tax personal income in the previous 12 months was more than \$60,000.

(A total of 10 percent of all Manitoba graduates did not provide an income figure and 1 percent reported no income during the previous 12 months. These respondents have been excluded from this discussion.)



College graduates:

The average pre-tax personal income among Manitoba college graduates was \$21,869.

- One-half (51%) of Manitoba college graduates reported that their pre-tax personal income in the previous 12 months was between \$20,000 and \$40,000.
- A total of 42 percent said their pre-tax personal income during the previous 12 months was under \$20,000.
- Another 6 percent of Manitoba college graduates reported a pre-tax personal income between \$40,000 and \$60,000.
- A total of 1 percent reported that their pre-tax personal income in the previous 12 months was more than \$60,000.

(A total of 12 percent of all college graduates did not provide an income figure and 1 percent reported no income during the previous 12 months. These respondents have been excluded from this discussion.)

General university graduates:

The average pre-tax personal income among Manitoba general university graduates was \$22,238.

- A total of 47 percent of general university graduates said their pre-tax personal income during the previous 12 months was under \$20,000.
- Four in ten (39%) Manitoba general university graduates reported that their pre-tax personal income in the previous 12 months was between \$20,000 and \$40,000.

- Another 12 percent of Manitoba general university graduates reported a pre-tax personal income between \$40,000 and \$60,000.
- A total of 2 percent reported that their pre-tax personal income in the previous 12 months was more than \$60,000.

(A total of 10 percent of all general university graduates did not provide an income figure and 2 percent reported no income during the previous 12 months. These respondents have been excluded from this discussion.)

Professional university graduates:

The average pre-tax personal income among Manitoba professional university graduates was \$29,438.

- One-half (52%) of Manitoba professional university graduates reported that their pre-tax personal income in the previous 12 months was between \$20,000 and \$40,000.
- One-quarter (26%) said their pre-tax personal income during the previous 12 months was under \$20,000.
- Nearly one-fifth (19%) of Manitoba professional university graduates reported a pre-tax personal income between \$40,000 and \$60,000.
- A total of 3 percent reported that their pre-tax personal income in the previous 12 months was more than \$60,000.

(A total of 9 percent of all professional university graduates did not provide an income figure and 1 percent reported no income during the previous 12 months. These respondents have been excluded from this discussion.)

**GRADUATE SATISFACTION WITH THE MANITOBA POST-SECONDARY
EXPERIENCE**

Graduate Satisfaction with the Manitoba Post-Secondary Experience

The Manitoba Graduates Follow-Up Survey is intended to provide information regarding graduate satisfaction with Manitoba's post-secondary programs and institutions. To this end, this research study asked 1997 graduates of Manitoba post-secondary institutions a number of questions regarding their personal objectives when they enrolled in their 1997 program of study and the extent to which they felt these objectives were met by their program. As well, Manitoba graduates were probed for their level of satisfaction with a number of selected attributes of their 1997 post-secondary institutions.

11. TIME SPENT COMPLETING 1997 PROGRAM OF STUDY

Manitoba graduates were asked for the month and year when they first began accumulating courses or credits towards the degree, diploma or certificate obtained in 1997, as well as the month and year when they completed the requirements of their 1997 certification. From this data, the total amount of time that Manitoba graduates spent completing their 1997 program of study was calculated.

All Manitoba graduates:

- A total of 12 percent of Manitoba graduates completed their 1997 program of study in 12 months or less.
- A total of 15 percent took 1 to 2 years (13 to 24 months) to complete their 1997 program.
- A total of 13 percent of Manitoba graduates spent 2 to 3 years (25 to 36 months) completing their 1997 program.
- About one-quarter (23%) took 3 to 4 years (37 to 48 months) to complete their 1997 program of study.
- A total of 17 percent spent 4 to 5 years (49 to 60 months) on their 1997 program.
- One in twelve (8%) Manitoba graduates took 5 to 6 years (61 to 72 months) to complete their 1997 program.
- Another 9 percent took more than 6 years (73 months or more) to complete their 1997 program of study.

College graduates:

- A total of 43 percent of Manitoba college graduates completed their 1997 program of study in 12 months or less.
- Another 38 percent took 1 to 2 years (13 to 24 months) to complete their 1997 program.
- One in ten (10%) college graduates spent 2 to 3 years (25 to 36 months) completing their 1997 program.
- A total of 4 percent took more than 3 years (37 months or more) to complete their 1997 program of study.

General university graduates:

- A total of 5 percent of Manitoba general university graduates completed their 1997 program of study in 2 years or less (24 months or less).
- A total of 13 percent of general university graduates spent 2 to 3 years (25 to 36 months) completing their 1997 program.
- One-third (33%) took 3 to 4 years (37 to 48 months) to complete their 1997 program of study.
- Another one-quarter (23%) of general university graduates spent 4 to 5 years (49 to 60 months) on their 1997 program.
- One in ten (10%) took 5 to 6 years (61 to 72 months) to complete their 1997 program.
- A total of 14 percent took more than 6 years (73 months or more) to complete their 1997 program of study.

Professional university graduates:

- One in ten (10%) Manitoba professional university graduates completed their 1997 program of study in 2 years or less (24 months or less).
- A total of 15 percent of professional university graduates spent 2 to 3 years (25 to 36 months) completing their 1997 program.
- Three in ten (30%) took 3 to 4 years (37 to 48 months) to complete their 1997 program of study.
- One-quarter (24%) of professional university graduates spent 4 to 5 years (49 to 60 months) on their 1997 program.
- Another 11 percent took 5 to 6 years (61 to 72 months) to complete their 1997 program.
- Nearly as many (9%) professional university graduates took more than 6 years (73 months or more) to complete their 1997 program of study.

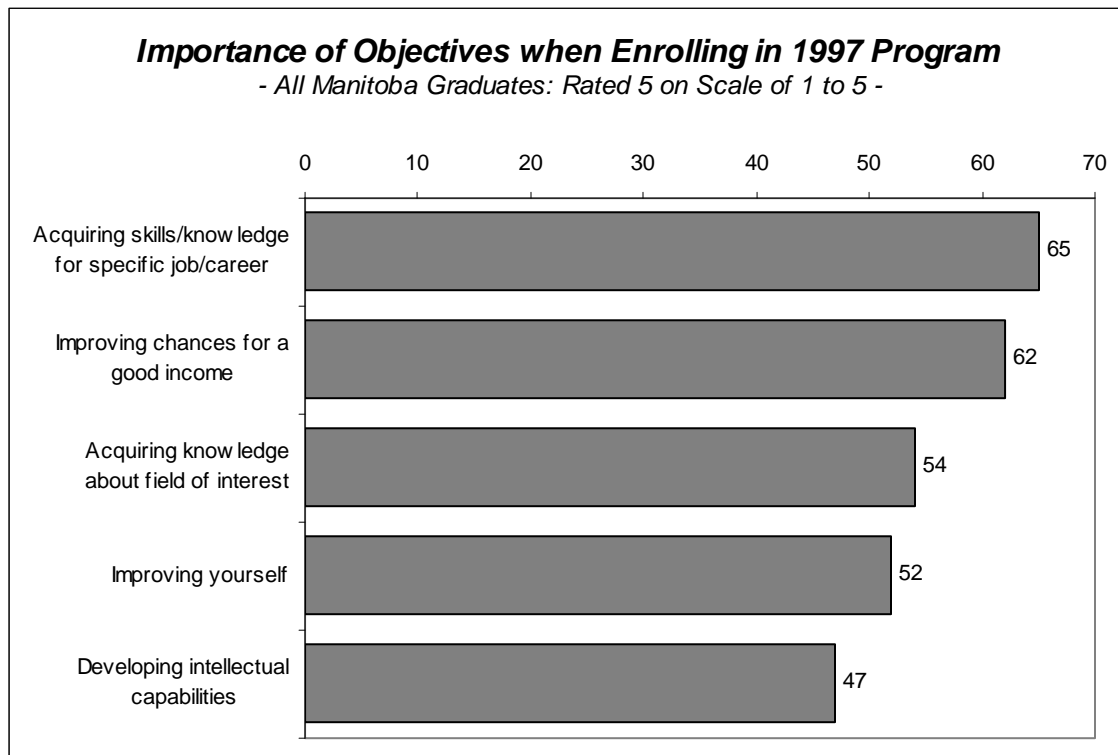
12. IMPORTANCE OF SPECIFIC OBJECTIVES WHEN ENROLLING IN THEIR 1997 PROGRAM

Manitoba graduates were asked about the importance of a number of objectives when they enrolled in their 1997 program of study. Respondents were asked to rate the importance of each objective on a scale from 1 to 5, where 1 was “not important at all” and 5 was “very important”. (Results are presented in descending order of importance based on the number of Manitoba graduates who rated each objective as a 5 out of 5 in importance.)

All Manitoba graduates:

- “Acquiring skills or knowledge for a job or for a specific career that you had in mind.”: Two-thirds (65%) of Manitoba graduates rated this objective’s importance to them at the time of enrollment as a 5 out of 5, and another 18 percent rated this objective’s importance as a 4 out of 5.

- “Improving your chances of earning a good income.”: Six in ten (62%) Manitoba graduates rated this objective’s importance when they enrolled in their 1997 program as a 5 out of 5, and 22 percent rated this objective as a 4 out of 5 in importance.
- “Acquiring in-depth knowledge of a field of study that you were interested in.”: A majority of 54 percent of Manitoba graduates rated this objective as a 5 out of 5 in importance when they enrolled in their 1997 program, and 31 percent rated this objective’s importance as a 4 out of 5.
- “Improving yourself”: Just over one-half (52%) of Manitoba graduates rated this objective’s importance at the time of enrollment as a 5 out of 5, and an additional three in ten (30%) rated this objective as a 4 out of 5 in importance.
- “Developing intellectual capabilities for thinking and analysis.”: Almost one-half (47%) of Manitoba graduates rated this objective as a 5 out of 5 in importance when they enrolled in their 1997 program, and another one-third (33%) rated this objective’s importance as a 4 out of 5.



College graduates:

- “Acquiring skills or knowledge for a job or for a specific career that you had in mind.”: Three-quarters (77%) of Manitoba college graduates rated this objective’s importance to them at the time of enrollment as a 5 out of 5, and another 16 percent rated this objective’s importance as a 4 out of 5.
- “Improving your chances of earning a good income.”: Seven in ten (73%) college graduates rated this objective’s importance when they enrolled in their 1997 program as a 5 out of 5, and 17 percent rated this objective as a 4 out of 5 in importance.

- “Acquiring in-depth knowledge of a field of study that you were interested in.”: Six in ten (59%) college graduates rated this objective as a 5 out of 5 in importance when they enrolled in their 1997 program, and 29 percent rated this objective’s importance as a 4 out of 5.
- “Improving yourself”: An equal percentage (59%) of college graduates rated this objective’s importance at the time of enrollment as a 5 out of 5, and 26 percent rated this objective as a 4 out of 5 in importance.
- “Developing intellectual capabilities for thinking and analysis.”: Just under one-half (45%) of college graduates rated this objective as a 5 out of 5 in importance when they enrolled in their 1997 program, and another one-third (34%) rated this objective’s importance as a 4 out of 5.

General university graduates:

- “Improving your chances of earning a good income.”: A majority of 56 percent of general university graduates rated this objective’s importance when they enrolled in their 1997 program as a 5 out of 5, and 23 percent rated this objective as a 4 out of 5 in importance.
- “Developing intellectual capabilities for thinking and analysis.”: One-half (50%) of general university graduates rated this objective as a 5 out of 5 in importance when they enrolled in their 1997 program, and another three in ten (30%) rated this objective’s importance as a 4 out of 5.
- “Acquiring skills or knowledge for a job or for a specific career that you had in mind.”: An equal percentage (50%) of Manitoba general university graduates rated this objective’s importance to them at the time of enrollment as a 5 out of 5, and another 21 percent rated this objective’s importance as a 4 out of 5.
- “Improving yourself”: Nearly one-half (48%) of general university graduates rated this objective’s importance at the time of enrollment as a 5 out of 5, and one-third (33%) rated this objective as a 4 out of 5 in importance.
- “Acquiring in-depth knowledge of a field of study that you were interested in.”: Just under one-half (45%) of general university graduates rated this objective as a 5 out of 5 in importance when they enrolled in their 1997 program, and 34 percent rated this objective’s importance as a 4 out of 5.

Professional university graduates:

- “Acquiring skills or knowledge for a job or for a specific career that you had in mind.”: Seven in ten (72%) Manitoba professional university graduates rated this objective’s importance to them at the time of enrollment as a 5 out of 5, and another 18 percent rated this objective’s importance as a 4 out of 5.
- “Improving your chances of earning a good income.”: Six in ten (61%) professional university graduates rated this objective’s importance when they enrolled in their 1997 program as a 5 out of 5, and 24 percent rated this objective as a 4 out of 5 in importance.
- “Acquiring in-depth knowledge of a field of study that you were interested in.”: A equal proportion (60%) of professional university graduates rated this objective as a 5

out of 5 in importance when they enrolled in their 1997 program, and 29 percent rated this objective's importance as a 4 out of 5.

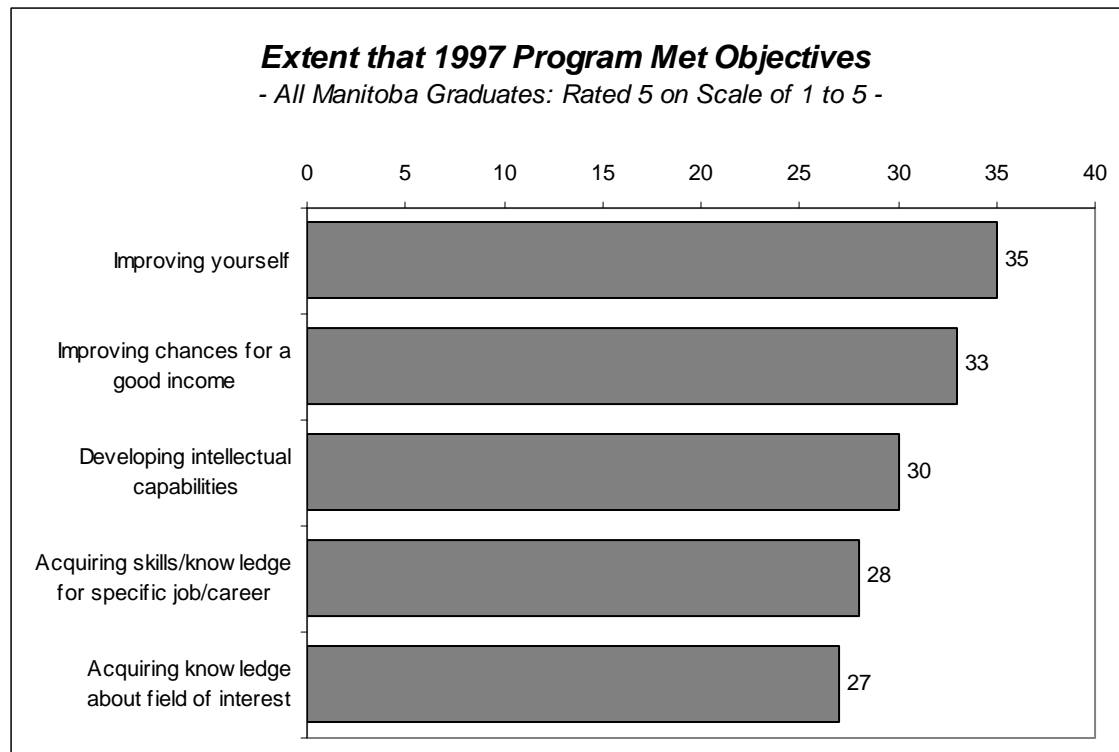
- “Improving yourself”: Slightly more than one-half (51%) of professional university graduates rated this objective's importance at the time of enrollment as a 5 out of 5, and another 30 percent rated this objective as a 4 out of 5 in importance.
- “Developing intellectual capabilities for thinking and analysis.”: Just under one-half (47%) of professional university graduates rated this objective as a 5 out of 5 in importance when they enrolled in their 1997 program, and another one-third (34%) rated this objective's importance as a 4 out of 5.

13. EXTENT THAT OBJECTIVES WERE MET BY THEIR 1997 PROGRAM

Manitoba graduates were asked about the extent to which they felt their 1997 program of study met their expectations for each of these same objectives. Respondents were asked to rate the extent to which their expectations were met for each objective on a scale from 1 to 5, where 1 was “not met at all” and 5 was “completely met expectations”. (Results are presented in descending order based on the number of Manitoba graduates who rated the extent to which their expectations for each objective were met as a 5 out of 5.)

All Manitoba graduates:

- “Improving yourself”: Just over one-third (35%) of Manitoba graduates rated the extent to which their expectations were met for this objective as a 5 out of 5. A plurality of 44 percent rated their expectations for this objective as a 4 out of 5 in terms of being met by their 1997 program.
- “Improving your chances of earning a good income.”: One-third (33%) of Manitoba graduates rated the extent to which their expectations were met for this objective as a 5 out of 5. Nearly the same proportion (31%) rated their expectations for this objective as a 4 out of 5 in terms of being met by their 1997 program.
- “Developing intellectual capabilities for thinking and analysis.”: Three in ten (30%) Manitoba graduates rated the extent to which their expectations were met for this objective as a 5 out of 5. Close to one-half (46%) rated their expectations for this objective as a 4 out of 5 in terms of being met by their 1997 program.
- “Acquiring skills or knowledge for a job or for a specific career that you had in mind.”: More than one-quarter (28%) of Manitoba graduates rated the extent to which their expectations were met for this objective as a 5 out of 5. Another one-third (33%) rated their expectations for this objective as a 4 out of 5 in terms of being met by their 1997 program.
- “Acquiring in-depth knowledge of a field of study that you were interested in.”: Just over one-quarter (27%) of Manitoba graduates rated the extent to which their expectations were met for this objective as a 5 out of 5. Another four in ten (42%) rated their expectations for this objective as a 4 out of 5 in terms of being met by their 1997 program.



College graduates:

- “Acquiring skills or knowledge for a job or for a specific career that you had in mind.”: Fully four in ten (40%) Manitoba college graduates rated the extent to which their expectations were met for this objective as a 5 out of 5. Another one-third (33%) rated their expectations for this objective as a 4 out of 5 in terms of being met by their 1997 program.
- “Improving yourself”: About four in ten (39%) Manitoba college graduates rated the extent to which their expectations were met for this objective as a 5 out of 5 and an equal proportion (40%) rated their expectations for this objective as a 4 out of 5 in terms of being met by their 1997 program.
- “Improving your chances of earning a good income.”: Nearly four in ten (38%) college graduates rated the extent to which their expectations were met for this objective as a 5 out of 5. Another 31 percent rated their expectations for this objective as a 4 out of 5 in terms of being met by their 1997 program.
- “Acquiring in-depth knowledge of a field of study that you were interested in.”: Fully one-third (33%) of college graduates rated the extent to which their expectations were met for this objective as a 5 out of 5. Another four in ten (38%) rated their expectations for this objective as a 4 out of 5 in terms of being met by their 1997 program.
- “Developing intellectual capabilities for thinking and analysis.”: About three in ten (28%) college graduates rated the extent to which their expectations were met for this objective as a 5 out of 5. Another 43 percent rated their expectations for this objective as a 4 out of 5 in terms of being met by their 1997 program.

General university graduates:

- “Improving yourself”: Fully one-third (33%) of Manitoba general university graduates rated the extent to which their expectations were met for this objective as a 5 out of 5. Just under one-half (48%) rated their expectations for this objective as a 4 out of 5 in terms of being met by their 1997 program.
- “Developing intellectual capabilities for thinking and analysis.”: One-third (32%) of general university graduates rated the extent to which their expectations were met for this objective as a 5 out of 5. About one-half (49%) rated their expectations for this objective as a 4 out of 5 in terms of being met by their 1997 program.
- “Acquiring in-depth knowledge of a field of study that you were interested in.”: About one-quarter (24%) of general university graduates rated the extent to which their expectations were met for this objective as a 5 out of 5. Another four in ten (43%) rated their expectations for this objective as a 4 out of 5 in terms of being met by their 1997 program.
- “Improving your chances of earning a good income.”: Nearly the same number (23%) of general university graduates rated the extent to which their expectations were met for this objective as a 5 out of 5. Three in ten (29%) rated their expectations for this objective as a 4 out of 5 in terms of being met by their 1997 program.
- “Acquiring skills or knowledge for a job or for a specific career that you had in mind.”: A total of 17 percent of general university graduates rated the extent to which their expectations were met for this objective as a 5 out of 5. Another 27 percent rated their expectations for this objective as a 4 out of 5 in terms of being met by their 1997 program.

Professional university graduates:

- “Improving your chances of earning a good income.”: A total of 37 percent of professional university graduates rated the extent to which their expectations were met for this objective as a 5 out of 5. One-third (33%) rated their expectations for this objective as a 4 out of 5 in terms of being met by their 1997 program.
- “Improving yourself”: Fully one-third (34%) of Manitoba professional university graduates rated the extent to which their expectations were met for this objective as a 5 out of 5. Another 43 percent rated their expectations for this objective as a 4 out of 5 in terms of being met by their 1997 program.
- “Developing intellectual capabilities for thinking and analysis.”: Three in ten (29%) professional university graduates rated the extent to which their expectations were met for this objective as a 5 out of 5. Nearly one-half (46%) rated their expectations for this objective as a 4 out of 5 in terms of being met by their 1997 program.
- “Acquiring skills or knowledge for a job or for a specific career that you had in mind.”: A total of 28 percent of professional university graduates rated the extent to which their expectations were met for this objective as a 5 out of 5. Another four in ten (38%) rated their expectations for this objective as a 4 out of 5 in terms of being met by their 1997 program.

- “Acquiring in-depth knowledge of a field of study that you were interested in.”: About one-quarter (26%) of professional university graduates rated the extent to which their expectations were met for this objective as a 5 out of 5. Another 44 percent rated their expectations for this objective as a 4 out of 5 in terms of being met by their 1997 program.

14. SATISFACTION WITH ATTRIBUTES OF THEIR 1997 POST-SECONDARY INSTITUTION

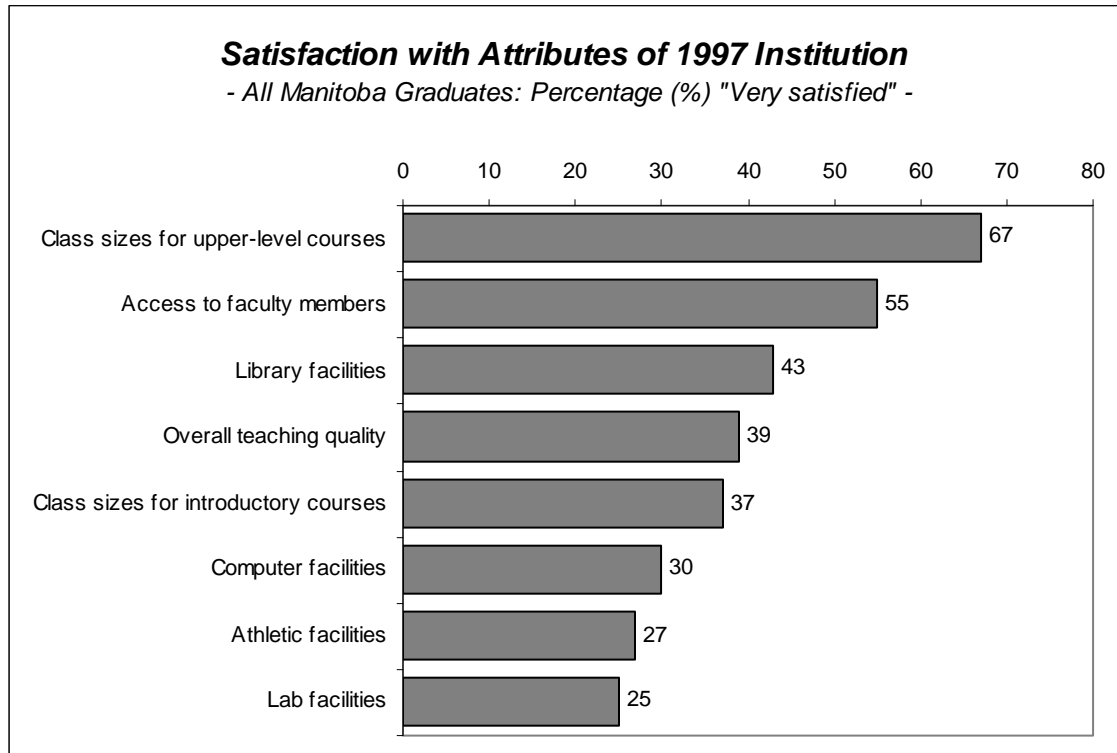
Manitoba graduates were probed for their level of satisfaction with a number of selected attributes of their 1997 post-secondary institution. Respondents were asked to rate their satisfaction with each attribute on a scale from 1 to 5, where 1 was “very dissatisfied” and 5 was “very satisfied”. (Results are presented in descending order based on the number of Manitoba graduates who rated their satisfaction with each attribute as a 5 out of 5.)

All Manitoba graduates:

- “Class sizes for upper level courses in your program”: Two-thirds (67%) Manitoba graduates rated their satisfaction with this attribute of their 1997 post-secondary institution as a 5 out of 5. Another 28 percent rated their satisfaction with this attribute of their 1997 post-secondary institution as a 4 out of 5.
- “Access to faculty members in your program”: A majority of 55 percent of Manitoba graduates rated their satisfaction with this attribute of their 1997 post-secondary institution as a 5 out of 5. Another one-third (35%) rated their satisfaction with this attribute of their 1997 post-secondary institution as a 4 out of 5.
- “Library facilities”: Just over four in ten (43%) Manitoba graduates rated their satisfaction with this attribute of their 1997 post-secondary institution as a 5 out of 5. A similar proportion (41%) rated their satisfaction with this attribute of their 1997 post-secondary institution as a 4 out of 5.
- “Overall teaching quality in your program”: Four in ten (39%) Manitoba graduates rated their satisfaction with this attribute of their 1997 post-secondary institution as a 5 out of 5. About one-half (48%) rated their satisfaction with this attribute of their 1997 post-secondary institution as a 4 out of 5.
- “Class sizes for introductory courses”: Just under four in ten (37%) Manitoba graduates rated their satisfaction with this attribute of their 1997 post-secondary institution as a 5 out of 5. Another four in ten (40%) rated their satisfaction with this attribute of their 1997 post-secondary institution as a 4 out of 5.
- “Computer facilities”: Three in ten (30%) Manitoba graduates rated their satisfaction with this attribute of their 1997 post-secondary institution as a 5 out of 5. Another four in ten (40%) rated their satisfaction with this attribute of their 1997 post-secondary institution as a 4 out of 5.
- “Athletic facilities”: Just over one-quarter (27%) of Manitoba graduates rated their satisfaction with this attribute of their 1997 post-secondary institution as a 5 out of 5. Another 35 percent rated their satisfaction with this attribute of their 1997 post-

secondary institution as a 4 out of 5. (Fully 26 percent of respondents volunteered that this attribute was not applicable.)

- “Lab facilities”: One-quarter (25%) of Manitoba graduates rated their satisfaction with this attribute of their 1997 post-secondary institution as a 5 out of 5. Another four in ten (40%) rated their satisfaction with this attribute of their 1997 post-secondary institution as a 4 out of 5. (Fully 22 percent of respondents volunteered that this attribute was not applicable.)



College graduates:

- “Class sizes for upper level courses in your program”: Six in ten (60%) Manitoba college graduates rated their satisfaction with this attribute of their 1997 post-secondary institution as a 5 out of 5. Another 32 percent rated their satisfaction with this attribute of their 1997 post-secondary institution as a 4 out of 5.
- “Access to faculty members in your program”: Nearly the same proportion (58%) of college graduates rated their satisfaction with this attribute of their 1997 post-secondary institution as a 5 out of 5. Another 33 percent rated their satisfaction with this attribute of their 1997 post-secondary institution as a 4 out of 5.
- “Class sizes for introductory courses”: A majority of 56 percent of college graduates rated their satisfaction with this attribute of their 1997 post-secondary institution as a 5 out of 5. Another 38 percent rated their satisfaction with this attribute of their 1997 post-secondary institution as a 4 out of 5.
- “Library facilities”: A total of 44 percent of college graduates rated their satisfaction with this attribute of their 1997 post-secondary institution as a 5 out of 5. Another 36

percent rated their satisfaction with this attribute of their 1997 post-secondary institution as a 4 out of 5.

- “Overall teaching quality in your program”: Nearly the same percentage (43%) of college graduates rated their satisfaction with this attribute of their 1997 post-secondary institution as a 5 out of 5. Another 44 percent rated their satisfaction with this attribute of their 1997 post-secondary institution as a 4 out of 5.
- “Computer facilities”: About four in ten (38%) college graduates rated their satisfaction with this attribute of their 1997 post-secondary institution as a 5 out of 5. Another one-third (33%) rated their satisfaction with this attribute of their 1997 post-secondary institution as a 4 out of 5.
- “Lab facilities”: A total of 35 percent of college graduates rated their satisfaction with this attribute of their 1997 post-secondary institution as a 5 out of 5. Another four in ten (39%) rated their satisfaction with this attribute of their 1997 post-secondary institution as a 4 out of 5. (Fully 16 percent of respondents volunteered that this attribute was not applicable.)
- “Athletic facilities”: One-quarter (25%) of Manitoba graduates rated their satisfaction with this attribute of their 1997 post-secondary institution as a 5 out of 5. Another 32 percent rated their satisfaction with this attribute of their 1997 post-secondary institution as a 4 out of 5. (Fully 31 percent of respondents volunteered that this attribute was not applicable.)

General university graduates:

- “Class sizes for upper level courses in your program”: About seven in ten (69%) Manitoba general university graduates rated their satisfaction with this attribute of their 1997 post-secondary institution as a 5 out of 5. Another 26 percent rated their satisfaction with this attribute of their 1997 post-secondary institution as a 4 out of 5.
- “Access to faculty members in your program”: A majority of 53 percent of general university graduates rated their satisfaction with this attribute of their 1997 post-secondary institution as a 5 out of 5. Another 35 percent rated their satisfaction with this attribute of their 1997 post-secondary institution as a 4 out of 5.
- “Library facilities”: Just over four in ten (43%) general university graduates rated their satisfaction with this attribute of their 1997 post-secondary institution as a 5 out of 5. Another four in ten (42%) rated their satisfaction with this attribute of their 1997 post-secondary institution as a 4 out of 5.
- “Overall teaching quality in your program”: Four in ten (41%) general university graduates rated their satisfaction with this attribute of their 1997 post-secondary institution as a 5 out of 5. About one-half (48%) rated their satisfaction with this attribute of their 1997 post-secondary institution as a 4 out of 5.
- “Class sizes for introductory courses”: About three in ten (29%) general university graduates rated their satisfaction with this attribute of their 1997 post-secondary institution as a 5 out of 5. Another four in ten (39%) rated their satisfaction with this attribute of their 1997 post-secondary institution as a 4 out of 5.
- “Athletic facilities”: Just over one-quarter (27%) of general university graduates rated their satisfaction with this attribute of their 1997 post-secondary institution as a 5 out of 5. Another 37 percent rated their satisfaction with this attribute of their 1997

post-secondary institution as a 4 out of 5. (Fully 25 percent of respondents volunteered that this attribute was not applicable.)

- “Computer facilities”: One-quarter (25%) of general university graduates rated their satisfaction with this attribute of their 1997 post-secondary institution as a 5 out of 5. Another 44 percent rated their satisfaction with this attribute of their 1997 post-secondary institution as a 4 out of 5.
- “Lab facilities”: A total of 22 percent of general university graduates rated their satisfaction with this attribute of their 1997 post-secondary institution as a 5 out of 5. Another four in ten (41%) rated their satisfaction with this attribute of their 1997 post-secondary institution as a 4 out of 5. (Fully 26 percent of respondents volunteered that this attribute was not applicable.)

Professional university graduates:

- “Class sizes for upper level courses in your program”: Fully seven in ten (70%) Manitoba professional university graduates rated their satisfaction with this attribute of their 1997 post-secondary institution as a 5 out of 5. Another 25 percent rated their satisfaction with this attribute of their 1997 post-secondary institution as a 4 out of 5.
- “Access to faculty members in your program”: A majority of 55 percent of professional university graduates rated their satisfaction with this attribute of their 1997 post-secondary institution as a 5 out of 5. Another 35 percent rated their satisfaction with this attribute of their 1997 post-secondary institution as a 4 out of 5.
- “Library facilities”: Just over four in ten (42%) professional university graduates rated their satisfaction with this attribute of their 1997 post-secondary institution as a 5 out of 5. Another 43 percent rated their satisfaction with this attribute of their 1997 post-secondary institution as a 4 out of 5.
- “Overall teaching quality in your program”: One-third (34%) of professional university graduates rated their satisfaction with this attribute of their 1997 post-secondary institution as a 5 out of 5. One-half (51%) rated their satisfaction with this attribute of their 1997 post-secondary institution as a 4 out of 5.
- “Class sizes for introductory courses”: Three in ten (31%) professional university graduates rated their satisfaction with this attribute of their 1997 post-secondary institution as a 5 out of 5. Another four in ten (42%) rated their satisfaction with this attribute of their 1997 post-secondary institution as a 4 out of 5.
- “Computer facilities”: An equal proportion (29%) of professional university graduates rated their satisfaction with this attribute of their 1997 post-secondary institution as a 5 out of 5. Another 41 percent rated their satisfaction with this attribute of their 1997 post-secondary institution as a 4 out of 5.
- “Athletic facilities”: A total of 28 percent of professional university graduates rated their satisfaction with this attribute of their 1997 post-secondary institution as a 5 out of 5. Another 36 percent rated their satisfaction with this attribute of their 1997 post-secondary institution as a 4 out of 5. (Fully 24 percent of respondents volunteered that this attribute was not applicable.)
- “Lab facilities”: One in five (21%) professional university graduates rated their satisfaction with this attribute of their 1997 post-secondary institution as a 5 out of 5. Another four in ten (40%) rated their satisfaction with this attribute of their 1997

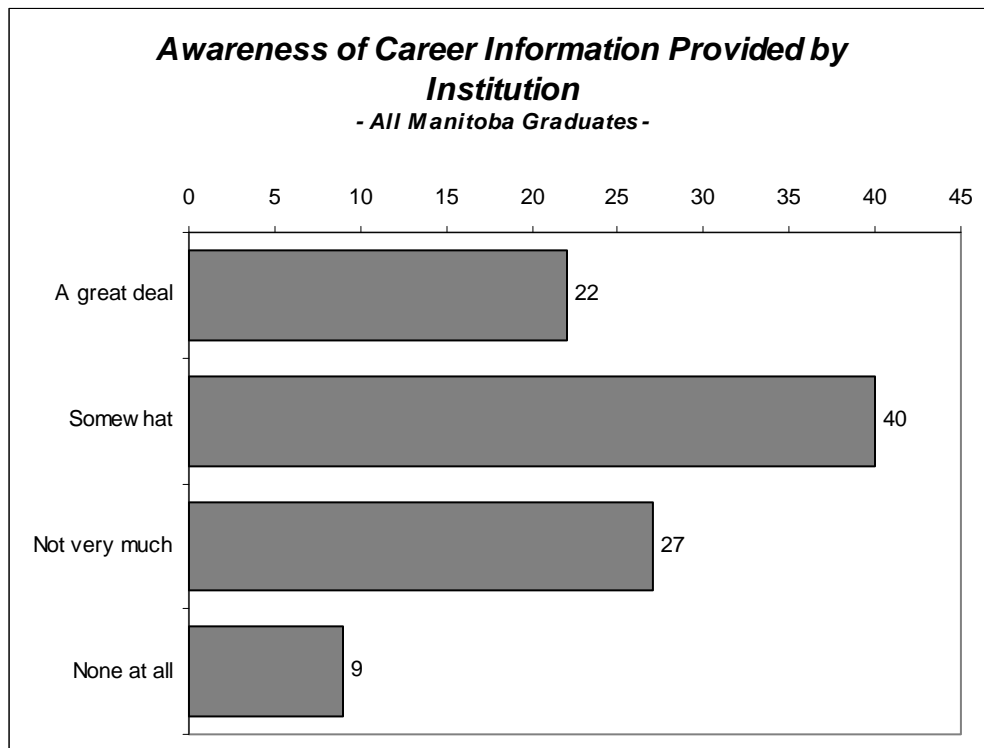
post-secondary institution as a 4 out of 5. (Fully 24 percent of respondents volunteered that this attribute was not applicable.)

15. AWARENESS OF CAREER INFORMATION PROVIDED BY THEIR 1997 INSTITUTION

Manitoba graduates were asked, to their knowledge, how much information their institution provided about career opportunities. Thus, these findings represent respondents' awareness of career information provided by their 1997 institution.

All Manitoba graduates:

- Just over one in five (22%) Manitoba graduates felt that their 1997 institution provided “a great deal” of information about career opportunities.
- Four in ten (40%) said their 1997 institution provided a “somewhat” high level of career information.
- Just over one-quarter (27%) of respondents said their 1997 institution provided “not very much” information about career opportunities.
- One in eleven (9%) Manitoba graduates, when asked about the amount of career information provided by their 1997 institution, said their institution provided “none at all”.



College graduates:

- About four in ten (39%) Manitoba college graduates felt that their 1997 institution provided “a great deal” of information about career opportunities.

- Another 43 percent said their 1997 institution provided a “somewhat” high level of career information.
- A total of 15 percent of college graduates said their 1997 institution provided “not very much” information about career opportunities.
- Just 3 percent of college graduates, when asked about the amount of career information provided by their 1997 institution, said their institution provided “none at all”.

General university graduates:

- A total of 9 percent of Manitoba general university graduates felt that their 1997 institution provided “a great deal” of information about career opportunities.
- Another 36 percent said their 1997 institution provided a “somewhat” high level of career information.
- Four in ten (39%) general university graduates said their 1997 institution provided “not very much” information about career opportunities.
- A total of 15 percent of general university graduates, when asked about the amount of career information provided by their 1997 institution, said their institution provided “none at all”.

Professional university graduates:

- About one-quarter (24%) of Manitoba professional university graduates felt that their 1997 institution provided “a great deal” of information about career opportunities.
- Just over four in ten (42%) said their 1997 institution provided a “somewhat” high level of career information.
- One-quarter (25%) of professional university graduates said their 1997 institution provided “not very much” information about career opportunities.
- A total of 7 percent of professional university graduates, when asked about the amount of career information provided by their 1997 institution, said their institution provided “none at all”.

ASSESSMENT OF THE VALUE OF POST-SECONDARY EDUCATION

Assessment of the Value of Post-Secondary Education

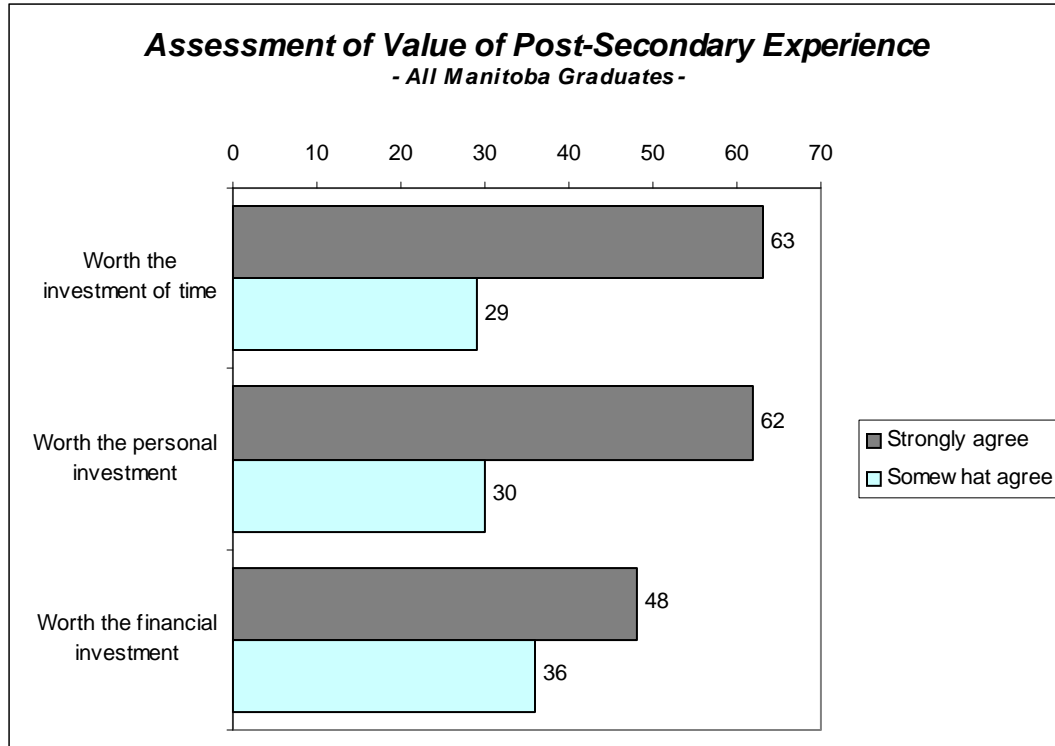
The Manitoba Graduates Follow-Up Survey is intended to assess the value of post-secondary education to Manitobans. To this end, this research study asked 1997 graduates to assess the value of their post-secondary experience in terms of the investment of time, the personal investment and the financial investment. As well, Manitoba graduates were asked to assess the extent to which their 1997 program of study developed a number of skills and to indicate the degree to which they used these skills during the reference week of June 7th through 11th, 1999.

16. GRADUATES' ASSESSMENT OF THE VALUE OF THEIR POST-SECONDARY EXPERIENCE

Manitoba graduates were asked if their overall post-secondary experience in their 1997 program of study was worth the investment of time, the personal investment and the financial investment, using a scale from 1 to 5 where 1 was “strongly disagree” and 5 was “strongly agree”. (Results are presented in descending order based on the number of Manitoba graduates who “strongly agree” that their post-secondary experience was worth the investment.)

All Manitoba graduates:

- “Worth the investment of your time”: Just over six in ten (63%) Manitoba graduates “strongly agree” that their post-secondary experience in their 1997 program of study was worth the investment of their time. Another three in ten (29%) “somewhat agree” that their post-secondary experience was worth the time invested. Just 1 percent neither agreed nor disagreed with this view, 5 percent disagreed “somewhat” and 3 percent disagreed “strongly”.
- “Worth the personal investment”: Nearly the same percentage (62%) of Manitoba graduates “strongly agree” that their post-secondary experience was worth the personal investment; that is, the energy invested, the stress experienced or the emotional energy invested. Three in ten (30%) “somewhat agree” with this view. Only 5 percent disagreed “somewhat” and 2 percent disagreed “strongly”.
- “Worth the financial investment required”: Just under one-half (48%) of Manitoba graduates “strongly agree” that their post-secondary experience was worth the financial investment required. Another 36 percent agreed “somewhat” with this view. Just 1 percent neither agreed nor disagreed, 9 percent disagreed “somewhat” and 5 percent disagreed “strongly”.



College graduates:

- “Worth the investment of your time”: Fully two-thirds (68%) of Manitoba college graduates “strongly agree” that their post-secondary experience in their 1997 program of study was worth the investment of their time. Another 24 percent “somewhat agree” that their post-secondary experience was worth the time invested. Just 1 percent neither agreed nor disagreed with this view, 4 percent disagreed “somewhat” and 4 percent disagreed “strongly”.
- “Worth the personal investment”: Just over six in ten (63%) college graduates “strongly agree” that their post-secondary experience was worth the personal investment; that is, the energy invested, the stress experienced or the emotional energy invested. Three in ten (28%) “somewhat agree” with this view. Only 5 percent disagreed “somewhat” and 3 percent disagreed “strongly”.
- “Worth the financial investment required”: A majority of 56 percent of college graduates “strongly agree” that their post-secondary experience was worth the financial investment required. Another 31 percent agreed “somewhat” with this view. Just 1 percent neither agreed nor disagreed, 7 percent disagreed “somewhat” and 4 percent disagreed “strongly”.

General university graduates:

- “Worth the personal investment”: Just over six in ten (63%) Manitoba general university graduates “strongly agree” that their post-secondary experience was worth the personal investment; that is, the energy invested, the stress experienced or the emotional energy invested. Three in ten (29%) “somewhat agree” with this view.

- “Worth the investment of your time”: Nearly the same percentage (62%) of general university graduates “strongly agree” that their post-secondary experience in their 1997 program of study was worth the investment of their time. Another three in ten (30%) “somewhat agree” that their post-secondary experience was worth the time invested. Just 5 percent disagreed “somewhat” and 2 percent disagreed “strongly”.
- “Worth the financial investment required”: Just over four in ten (43%) general university graduates “strongly agree” that their post-secondary experience was worth the financial investment required. Nearly the same proportion (38%) agreed “somewhat” with this view. Another 1 percent neither agreed nor disagreed, 11 percent disagreed “somewhat” and 6 percent disagreed “strongly”.

Professional university graduates:

- “Worth the investment of your time”: Fully six in ten (61%) Manitoba professional university graduates “strongly agree” that their post-secondary experience in their 1997 program of study was worth the investment of their time. Another one-third (32%) “somewhat agree” that their post-secondary experience was worth the time invested. Just 4 percent disagreed “somewhat” and 2 percent disagreed “strongly” with this view.
- “Worth the personal investment”: An equal proportion (60%) of professional university graduates “strongly agree” that their post-secondary experience was worth the personal investment; that is, the energy invested, the stress experienced or the emotional energy invested. Another one-third (33%) “somewhat agree” with this view. Only 4 percent disagreed “somewhat” and 1 percent disagreed “strongly”.
- “Worth the financial investment required”: Just under one-half (48%) of professional university graduates “strongly agree” that their post-secondary experience was worth the financial investment required. Another 38 percent agreed “somewhat” with this view. Just 1 percent neither agreed nor disagreed, 9 percent disagreed “somewhat” and 4 percent disagreed “strongly”.

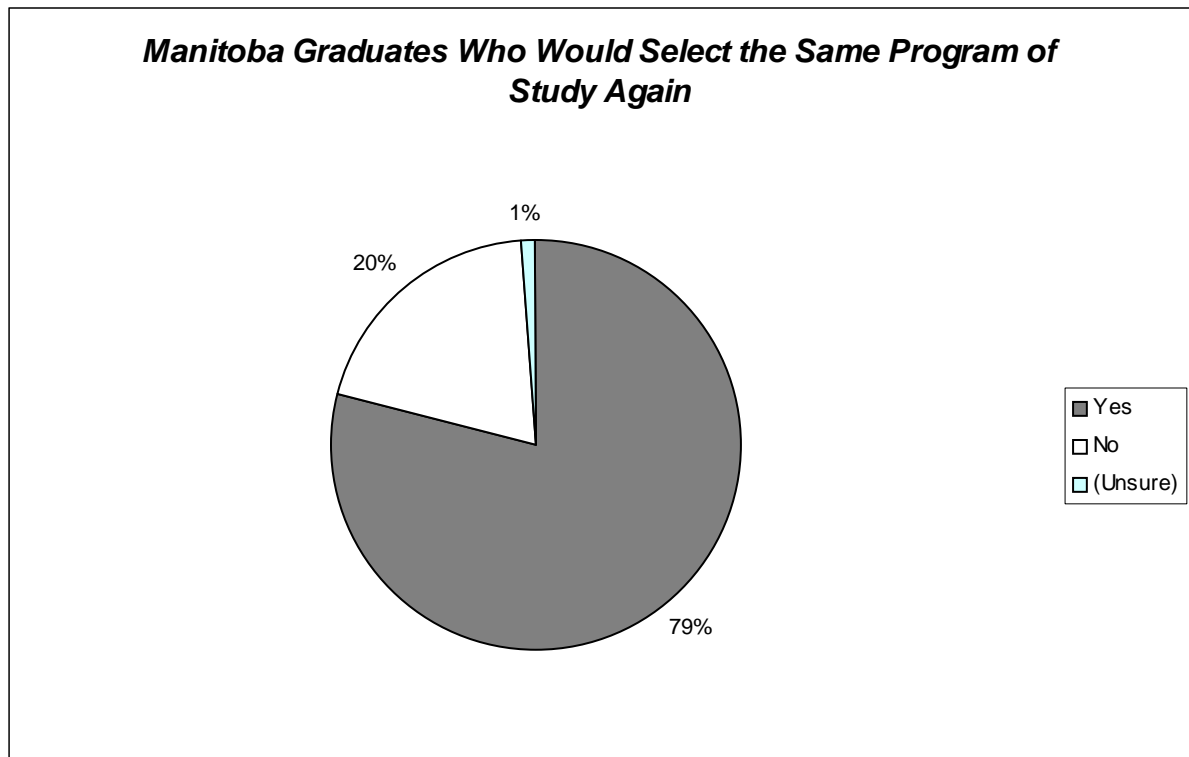
17. MANITOBA GRADUATES WHO WOULD SELECT THE SAME PROGRAM OF STUDY AGAIN

Manitoba graduates were asked, given their experience since graduating in 1997, if they would select the same program of study again. Respondents who indicated that they would not select the same program again were then asked what other program of study they would choose.

All Manitoba graduates:

- About eight in ten (79%) Manitoba graduates would select the same program of study again, given their experience since graduating in 1997.
- Two in ten (20%) Manitoba graduates said that, in light of their experience since graduating in 1997, they would not select the same program of study again.

- Among those respondents who would not select the same program of study again, business (22%) including management, marketing or accounting was the most common response when asked what other program of study they would choose. This was followed by computer science (15%) such as programming, IT or networking, and science (10%) such as chemistry, biology or physics.
- Other programs of study mentioned by fewer respondents who would not select their 1997 program of study again, included: health professions (9%) including medicine and pharmacy; education (7%); engineering (6%) such as civil, mechanical and environmental; and social work (5%).
- Programs of study mentioned by even smaller numbers of respondents included: law (4%); fine arts (3%); medical rehabilitation (3%) such as occupational therapy and physiotherapy; psychology (3%); agriculture (2%); trades (2%) such as welding and mechanics; and interior design or architecture (2%).



College graduates:

- Nearly eight in ten (78%) Manitoba college graduates would select the same program of study again, given their experience since graduating in 1997.
- Two in ten (21%) college graduates said that, in light of their experience since graduating in 1997, they would not select the same program of study again.

- Among those college graduates who would not select the same program of study again, the most common response when asked what other program they would choose was computer science (21%) such as programming, IT or networking. This was closely followed business (20%) including management, marketing or accounting.
- Other programs of study mentioned by college graduates who would not select their 1997 program of study again, included: health professions (7%) including medicine and pharmacy; engineering (6%) such as civil, mechanical and environmental; and trades (6%) such as welding and mechanics.

General university graduates:

- Three-quarters (74%) of Manitoba general university graduates would select the same program of study again, given their experience since graduating in 1997.
- One-quarter (25%) of general university graduates said that, in light of their experience since graduating in 1997, they would not select the same program of study again.
 - Among those general university graduates who would not select the same program of study again, when asked what other program they would choose, the most common response was business (26%) including management, marketing or accounting. This was followed by sciences (14%) such as chemistry, biology or physics, and computer science (13%) such as programming, IT or networking.
 - Other programs of study mentioned by general university graduates who would not select their 1997 program of study again, included: education (8%); health professions (6%) including medicine and pharmacy; engineering (6%) such as civil, mechanical and environmental; law (6%); and social work (5%).

Professional university graduates:

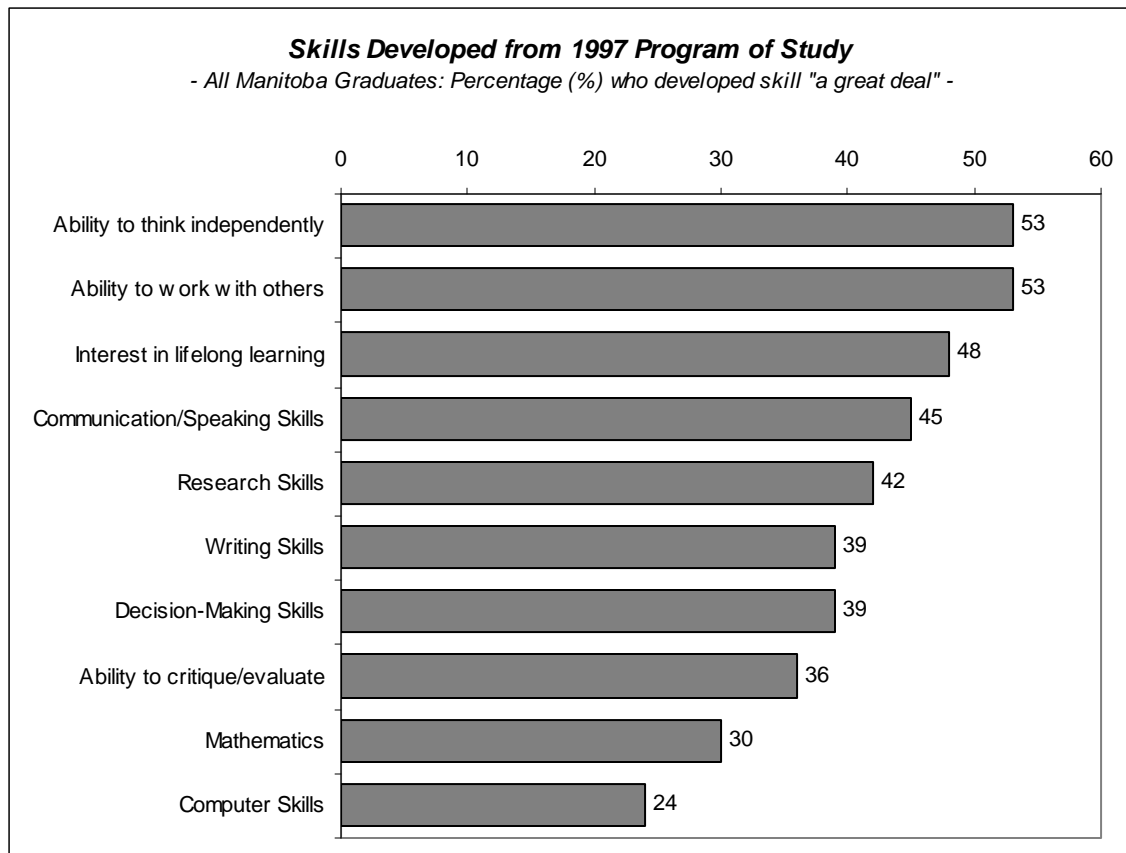
- More than eight in ten (84%) Manitoba professional university graduates would select the same program of study again, given their experience since graduating in 1997.
- A total of 15 percent of professional university graduates said that, in light of their experience since graduating in 1997, they would not select the same program of study again.
 - Among those professional university graduates who would not select the same program of study again, when asked what other program they would choose, the most common response was business (16%) including management, marketing or accounting. This was closely followed by computer science (14%) such as programming, IT or networking, health professions (13%) including medicine and pharmacy, and sciences (11%) such as chemistry, biology or physics.
 - Other programs of study mentioned by professional university graduates who would not select their 1997 program of study again, included: education (8%); social work (7%); engineering (6%) such as civil, mechanical and environmental; and medical rehabilitation professions (5%) such as physiotherapy and occupational therapy.

18. SKILLS DEVELOPED FROM THEIR 1997 PROGRAM OF STUDY

Manitoba graduates were asked about the extent to which they felt their 1997 program of study developed a number of skills. In Section 19, "Skill Used During the Reference Week", respondents were asked about the extent to which they had used these same skills during the reference week. (Results are presented in descending order based on the number of Manitoba graduates who felt that their 1997 program developed each skill "a great deal".)

All Manitoba graduates:

- "The ability to think independently": A majority of 53 percent of Manitoba graduates said that their 1997 program of study developed this skill "a great deal". Four in ten (40%) felt their 1997 program developed this skill "somewhat".
- "The ability to work with others": An equal percentage (53%) of Manitoba graduates felt that their 1997 program of study developed this skill "a great deal". Another 38 percent said their 1997 program developed this skill "somewhat".
- "Interest in lifelong learning": Just under one-half (48%) of Manitoba graduates indicated that their 1997 program of study developed this skill "a great deal". Another 41 percent said their 1997 program developed this skill "somewhat".
- "Communication or speaking skills": A total of 45 percent of Manitoba graduates said that their 1997 program of study developed this skill "a great deal". Four in ten (40%) felt their 1997 program developed this skill "somewhat".
- "Research skills": About four in ten (42%) Manitoba graduates said that their 1997 program of study developed this skill "a great deal". Another 45 percent indicated that their 1997 program developed this skill "somewhat".
- "Writing skills": Four in ten (39%) Manitoba graduates felt that their 1997 program of study developed this skill "a great deal". About the same proportion (43%) said their 1997 program developed this skill "somewhat".
- "Decision-making skills": Four in ten (39%) Manitoba graduates said that their 1997 program of study developed this skill "a great deal". Fully one-half (50%) felt their 1997 program developed this skill "somewhat".
- "The ability to evaluate or critique a statement": A total of 36 percent of Manitoba graduates indicated that their 1997 program of study developed this skill "a great deal". Slightly more than one-half (51%) felt their 1997 program developed this skill "somewhat".
- "Mathematics (or Mathematics as they were appropriate for your program)": Three in ten (30%) Manitoba graduates said that their 1997 program of study developed this skill "a great deal" and another 37 percent felt their 1997 program developed this skill "somewhat".
- "Computer skills": One-quarter (24%) of Manitoba graduates indicated that their 1997 program of study developed this skill "a great deal" and 37 percent said their 1997 program developed this skill "somewhat". One in five (21%) felt their program developed this skill "not very much" and 13 percent said their program developed this skill "not at all".



College graduates:

- “The ability to work with others”: Six in ten (60%) college graduates felt that their 1997 program of study developed this skill “a great deal”. Another 34 percent said their 1997 program developed this skill “somewhat”.
- “The ability to think independently”: A majority of 52 percent of college graduates said that their 1997 program of study developed this skill “a great deal”. Four in ten (41%) felt their 1997 program developed this skill “somewhat”.
- “Communication or speaking skills”: One-half (50%) of college graduates said that their 1997 program of study developed this skill “a great deal”. Four in ten (38%) felt their 1997 program developed this skill “somewhat”.
- “Computer skills”: Nearly one-half (44%) of college graduates indicated that their 1997 program of study developed this skill “a great deal” and 29 percent said their 1997 program developed this skill “somewhat”.
- “Decision-making skills”: Just over four in ten (43%) college graduates said that their 1997 program of study developed this skill “a great deal”. Nearly one-half (47%) felt their 1997 program developed this skill “somewhat”.
- “Mathematics (or Mathematics as they were appropriate for your program)”: Fully four in ten (42%) college graduates said that their 1997 program of study developed this skill “a great deal” and another 35 percent felt their 1997 program developed this skill “somewhat”.

- “Interest in lifelong learning”: Nearly four in ten (39%) college graduates indicated that their 1997 program of study developed this skill “a great deal”. Another 47 percent said their 1997 program developed this skill “somewhat”.
- “Research skills”: One-third (33%) of college graduates said that their 1997 program of study developed this skill “a great deal”. Another 47 percent indicated that their 1997 program developed this skill “somewhat”.
- “Writing skills”: One-third (33%) of college graduates felt that their 1997 program of study developed this skill “a great deal”. Another 46 percent said their 1997 program developed this skill “somewhat”.
- “The ability to evaluate or critique a statement”: A total of 28 percent of Manitoba graduates indicated that their 1997 program of study developed this skill “a great deal”. Fully one-half (54%) felt their 1997 program developed this skill “somewhat”.

General university graduates:

- “The ability to think independently”: A majority of 55 percent of general university graduates said that their 1997 program of study developed this skill “a great deal”. Four in ten (39%) felt their 1997 program developed this skill “somewhat”.
- “Interest in lifelong learning”: A equal majority of 55 percent of general university graduates indicated that their 1997 program of study developed this skill “a great deal”. Another 36 percent said their 1997 program developed this skill “somewhat”.
- “Research skills”: Fully one-half (51%) of general university graduates said that their 1997 program of study developed this skill “a great deal”. Another 40 percent indicated that their 1997 program developed this skill “somewhat”.
- “Writing skills”: Nearly one-half (48%) of general university graduates felt that their 1997 program of study developed this skill “a great deal”. Another 35 percent said their 1997 program developed this skill “somewhat”.
- “The ability to evaluate or critique a statement”: Four in ten (42%) general university graduates indicated that their 1997 program of study developed this skill “a great deal”. Close to one-half (47%) felt their 1997 program developed this skill “somewhat”.
- “The ability to work with others”: Four in ten (39%) general university graduates felt that their 1997 program of study developed this skill “a great deal”. Another 45 percent said their 1997 program developed this skill “somewhat”.
- “Communication or speaking skills”: A total of 36 percent of general university graduates said that their 1997 program of study developed this skill “a great deal”. Four in ten (40%) felt their 1997 program developed this skill “somewhat”.
- “Decision-making skills”: One-third (32%) of general university graduates said that their 1997 program of study developed this skill “a great deal”. A majority of 55 percent felt their 1997 program developed this skill “somewhat”.
- “Mathematics (or Mathematics as they were appropriate for your program)”: A total of 23 percent of general university graduates said that their 1997 program of study developed this skill “a great deal” and another 39 percent felt their 1997 program developed this skill “somewhat”.

- “Computer skills”: A total of 16 percent of general university graduates indicated that their 1997 program of study developed this skill “a great deal” and 38 percent said their 1997 program developed this skill “somewhat”.

Professional university graduates:

- “The ability to work with others”: Six in ten (60%) professional university graduates felt that their 1997 program of study developed this skill “a great deal”. Another 34 percent said their 1997 program developed this skill “somewhat”.
- “The ability to think independently”: A majority of 52 percent of professional university graduates said that their 1997 program of study developed this skill “a great deal”. Four in ten (40%) felt their 1997 program developed this skill “somewhat”.
- “Communication or speaking skills”: One-half (50%) of professional university graduates said that their 1997 program of study developed this skill “a great deal”. Four in ten (41%) felt their 1997 program developed this skill “somewhat”.
- “Interest in lifelong learning”: Just under one-half (46%) of professional university graduates indicated that their 1997 program of study developed this skill “a great deal”. Another 42 percent said their 1997 program developed this skill “somewhat”.
- “Decision-making skills”: Four in ten (42%) professional university graduates said that their 1997 program of study developed this skill “a great deal”. About one-half (49%) felt their 1997 program developed this skill “somewhat”.
- “Research skills”: Four in ten (41%) professional university graduates said that their 1997 program of study developed this skill “a great deal”. Another 47 percent indicated that their 1997 program developed this skill “somewhat”.
- “The ability to evaluate or critique a statement”: A total of 37 percent of professional university graduates indicated that their 1997 program of study developed this skill “a great deal”. Slightly more than one-half (52%) felt their 1997 program developed this skill “somewhat”.
- “Writing skills”: A total of 36 percent of professional university graduates felt that their 1997 program of study developed this skill “a great deal”. Another 47 percent said their 1997 program developed this skill “somewhat”.
- “Mathematics (or Mathematics as they were appropriate for your program)”: About three in ten (28%) Manitoba graduates said that their 1997 program of study developed this skill “a great deal” and another 37 percent felt their 1997 program developed this skill “somewhat”.
- “Computer skills”: A total of 17 percent of professional university graduates indicated that their 1997 program of study developed this skill “a great deal” and 43 percent said their 1997 program developed this skill “somewhat”.

In addition to the skills examined in Section 19, Manitoba graduates were asked about the extent to which they felt their 1997 program of study developed a number of five other skills. (Results are presented in descending order based on the number of Manitoba graduates who felt that their 1997 program developed each skill “a great deal”.)

All Manitoba graduates:

- “A better understanding of social issues”: About one-third (32%) of Manitoba graduates said that their 1997 program of study developed this skill “a great deal”. Another 45 percent said their 1997 program developed this skill “somewhat”.
- “More appreciation for culture and the arts”: About one-quarter (23%) of Manitoba graduates said that their 1997 program of study developed this skill “a great deal”. An additional one-third (32%) felt their 1997 program developed this skill “somewhat”. Just over one-fifth (22%) said their program developed this skill “not very much” and a similar proportion (21%) indicated that their program developed this skill “not at all”.
- “Citizenship skills (that is, are you a more informed citizen)”: Almost one in five (18%) Manitoba graduates felt that their 1997 program of study developed this skill “a great deal” and another 43 percent said their 1997 program developed this skill “somewhat”. One-fifth (20%) of Manitoba graduates felt their program developed this skill “not very much” and about the same proportion (18%) said their program developed this skill “not at all”.
- “An interest in scientific phenomena”: A total of 18 percent of Manitoba graduates said that their 1997 program of study developed this skill “a great deal”. An additional one-third (33%) felt their 1997 program developed this skill “somewhat”. Nearly one-quarter (23%) said their program developed this skill “not very much” and an equal percentage (23%) felt their program developed this skill “not at all”.
- “Knowledge of other languages or cultures”: A total of 15 percent of Manitoba graduates said that their 1997 program of study developed this skill “a great deal”. About one-third (32%) indicated that their 1997 program developed this skill “somewhat”. Fully one-half of respondents felt that their program developed this skill “not very much” (22%) or “not at all” (28%).

College graduates:

- “A better understanding of social issues”: Two in ten (21%) college graduates said that their 1997 program of study developed this skill “a great deal”. Another four in ten (41%) said their 1997 program developed this skill “somewhat”.
- “Citizenship skills (that is, are you a more informed citizen)”: A total of 15 percent of college graduates felt that their 1997 program of study developed this skill “a great deal” and another 39 percent said their 1997 program developed this skill “somewhat”.
- “More appreciation for culture and the arts”: A total of 13 percent of college graduates said that their 1997 program of study developed this skill “a great deal”. Another 28 percent felt their 1997 program developed this skill “somewhat”.

- “An interest in scientific phenomena”: One in eleven (9%) college graduates said that their 1997 program of study developed this skill “a great deal”. Another 26 percent felt their 1997 program developed this skill “somewhat”.
- “Knowledge of other languages or cultures”: A total of 7 percent of college graduates said that their 1997 program of study developed this skill “a great deal”. Another 24 percent indicated that their 1997 program developed this skill “somewhat”.

General university graduates:

- “A better understanding of social issues”: Four in ten (42%) general university graduates said that their 1997 program of study developed this skill “a great deal”. Another four in ten (41%) said their 1997 program developed this skill “somewhat”.
- “More appreciation for culture and the arts”: One-third (32%) of general university graduates said that their 1997 program of study developed this skill “a great deal”. An additional one-third (35%) felt their 1997 program developed this skill “somewhat”.
- “An interest in scientific phenomena”: One-quarter (24%) of general university graduates said that their 1997 program of study developed this skill “a great deal”. Another 37 percent felt their 1997 program developed this skill “somewhat”.
- “Citizenship skills (that is, are you a more informed citizen)”: A total of 22 percent of general university graduates felt that their 1997 program of study developed this skill “a great deal” and another 44 percent said their 1997 program developed this skill “somewhat”.
- “Knowledge of other languages or cultures”: A total of 22 percent of general university graduates said that their 1997 program of study developed this skill “a great deal”. Another 36 percent indicated that their 1997 program developed this skill “somewhat”.

Professional university graduates:

- “A better understanding of social issues”: Three in ten (30%) professional university graduates said that their 1997 program of study developed this skill “a great deal”. Another one-half (51%) said their 1997 program developed this skill “somewhat”.
- “More appreciation for culture and the arts”: Two in ten (20%) professional university graduates said that their 1997 program of study developed this skill “a great deal”. An additional one-third (33%) felt their 1997 program developed this skill “somewhat”.
- “An interest in scientific phenomena”: A total of 18 percent of professional university graduates said that their 1997 program of study developed this skill “a great deal”. Another 34 percent felt their 1997 program developed this skill “somewhat”.
- “Citizenship skills (that is, are you a more informed citizen)”: A total of 17 percent of professional university graduates felt that their 1997 program of study developed this skill “a great deal” and another 44 percent said their 1997 program developed this skill “somewhat”.
- “Knowledge of other languages or cultures”: A total of 14 percent of professional university graduates said that their 1997 program of study developed this skill “a

great deal”. Fully one-third (34%) indicated that their 1997 program developed this skill “somewhat”.

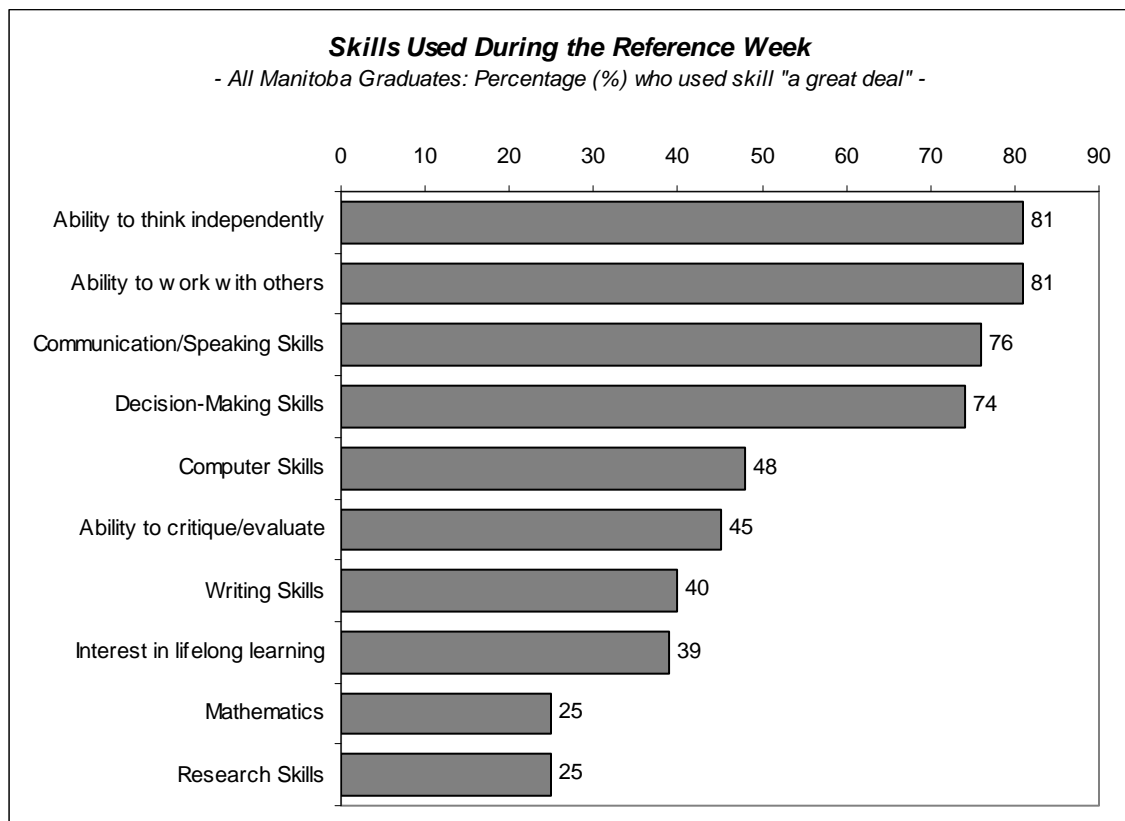
19. SKILLS USED DURING THE REFERENCE WEEK

Manitoba graduates were asked about the extent to which they used a number of skills during the reference week of June 7th through 11th, 1999. The skills examined in this section of the survey were a subset of the skills examined in Section 18, “Skills Developed from Their 1997 Program of Study”. (Results are presented in descending order based on the number of Manitoba graduates who felt that they used each skill “a great deal” during the reference week.)

All Manitoba graduates:

- “The ability to think independently”: Fully eight in ten (81%) Manitoba graduates reported that, during the reference week, they used this skill “a great deal”. Another 15 percent said they used this skill “somewhat” during the reference week.
- “The ability to work with others”: An equal percentage (81%) of Manitoba graduates indicated that, during the reference week, they used this skill “a great deal”. Another 14 percent said they used this skill “somewhat” during the reference week.
- “Communication or speaking skills”: Three-quarters (76%) of Manitoba graduates said that, during the reference week, they used this skill “a great deal”. Another 19 percent reported using this skill “somewhat” during the reference week.
- “Decision-making skills”: About the same proportion (74%) of Manitoba graduates reported using this skill “a great deal” during the reference week. Another one in five (21%) said they used this skill “somewhat” during the reference week.
- “Computer skills”: Nearly one-half (48%) of Manitoba graduates indicated that, during the reference week, they used this skill “a great deal”. Another three in ten (28%) said they used this skill “somewhat” during the reference week.
- “The ability to evaluate or critique a statement”: A total of 45 percent of Manitoba graduates said that they used this skill “a great deal” during the reference week. Fully one-third (34%) used this skill “somewhat” during the same period of time.
- “Writing skills”: Four in ten (40%) Manitoba graduates reported that, during the reference week, they used this skill “a great deal”. Another 36 percent said they used this skill “somewhat” during the reference week.
- “Interest in lifelong learning”: About the same proportion (39%) of Manitoba graduates said that, during the reference week, they used this skill “a great deal”. An equal number (39%) reported using this skill “somewhat” during the reference week.
- “Mathematics”: One-quarter (25%) of Manitoba graduates reported using this skill “a great deal” during the reference week and another 34 percent said they used this skill “somewhat” during the reference week. About one-fifth (18%) used this skill “not very much” and a similar proportion (21%) “not at all” during this time period.
- “Research skills”: An equal percentage (25%) of Manitoba graduates indicated that, during the reference week, they used this skill “a great deal” and one-third (33%) said

they used this skill “somewhat”. Another 16 percent used this skill “not very much” and one-quarter (25%) “not at all” during the reference week.



College graduates:

- “The ability to work with others”: Eight in ten (82%) college graduates indicated that, during the reference week, they used this skill “a great deal”. Another 14 percent said they used this skill “somewhat” during the reference week.
- “The ability to think independently”: Eight in ten (81%) college graduates reported that, during the reference week, they used this skill “a great deal”. Another 16 percent said they used this skill “somewhat” during the reference week.
- “Communication or speaking skills”: Nearly three-quarters (73%) of college graduates said that, during the reference week, they used this skill “a great deal”. Another 22 percent reported using this skill “somewhat” during the reference week.
- “Decision-making skills”: Seven in ten (71%) college graduates reported using this skill “a great deal” during the reference week. Another 23 percent said they used this skill “somewhat” during the reference week.
- “Computer skills”: Nearly one-half (48%) of college graduates indicated that, during the reference week, they used this skill “a great deal”. Another two in ten (20%) said they used this skill “somewhat” during the reference week.

- “The ability to evaluate or critique a statement”: A total of 36 percent of college graduates said that they used this skill “a great deal” during the reference week. Another 38 percent used this skill “somewhat” during the same period of time.
- “Interest in lifelong learning”: A total of 35 percent of college graduates said that, during the reference week, they used this skill “a great deal”. Another four in ten (40%) reported using this skill “somewhat” during the reference week.
- “Writing skills”: One-third (32%) of college graduates reported that, during the reference week, they used this skill “a great deal”. Another 39 percent said they used this skill “somewhat” during the reference week.
- “Mathematics”: Three in ten (31%) college graduates reported using this skill “a great deal” during the reference week and another 34 percent said they used this skill “somewhat” during the reference week.
- “Research skills”: A total of 22 percent of college graduates indicated that, during the reference week, they used this skill “a great deal” and one-third (33%) said they used this skill “somewhat”.

General university graduates:

- “The ability to think independently”: Three-quarters (76%) of general university graduates reported that, during the reference week, they used this skill “a great deal”. Another 19 percent said they used this skill “somewhat” during the reference week.
- “The ability to work with others”: Three-quarters (76%) of general university graduates indicated that, during the reference week, they used this skill “a great deal”. Another 18 percent said they used this skill “somewhat” during the reference week.
- “Communication or speaking skills”: A total of 73 percent of general university graduates said that, during the reference week, they used this skill “a great deal”. Another 22 percent reported using this skill “somewhat” during the reference week.
- “Decision-making skills”: Seven in ten (69%) general university graduates reported using this skill “a great deal” during the reference week. Another 25 percent said they used this skill “somewhat” during the reference week.
- “Computer skills”: About one-half (49%) of general university graduates indicated that, during the reference week, they used this skill “a great deal”. Another three in ten (29%) said they used this skill “somewhat” during the reference week.
- “The ability to evaluate or critique a statement”: A total of 44 percent of general university graduates said that they used this skill “a great deal” during the reference week. One-third (33%) used this skill “somewhat” during the same period of time.
- “Interest in lifelong learning”: Four in ten (41%) general university graduates said that, during the reference week, they used this skill “a great deal”. Another 36 percent reported using this skill “somewhat” during the reference week.
- “Writing skills”: Four in ten (40%) general university graduates reported that, during the reference week, they used this skill “a great deal”. Another 34 percent said they used this skill “somewhat” during the reference week.
- “Research skills”: About three in ten (28%) general university graduates indicated that, during the reference week, they used this skill “a great deal” and 31 percent said they used this skill “somewhat”.

- “Mathematics”: Two in ten (20%) general university graduates reported using this skill “a great deal” during the reference week and another 37 percent said they used this skill “somewhat” during the reference week.

Professional university graduates:

- “The ability to think independently”: A total of 86 percent of professional university graduates reported that, during the reference week, they used this skill “a great deal”. Another 11 percent said they used this skill “somewhat” during the reference week.
- “The ability to work with others”: A total of 84 percent of professional university graduates indicated that, during the reference week, they used this skill “a great deal”. Another 11 percent said they used this skill “somewhat” during the reference week.
- “Communication or speaking skills”: Fully eight in ten (82%) professional university graduates said that, during the reference week, they used this skill “a great deal”. Another 14 percent reported using this skill “somewhat” during the reference week.
- “Decision-making skills”: An equal proportion (81%) of professional university graduates reported using this skill “a great deal” during the reference week. Another 16 percent said they used this skill “somewhat” during the reference week.
- “The ability to evaluate or critique a statement”: One-half (51%) of professional university graduates said that they used this skill “a great deal” during the reference week. Fully one-third (33%) used this skill “somewhat” during the same period of time.
- “Writing skills”: Just under one-half (47%) of professional university graduates reported that, during the reference week, they used this skill “a great deal”. Another 37 percent said they used this skill “somewhat” during the reference week.
- “Computer skills”: Just under one-half (46%) of professional university graduates indicated that, during the reference week, they used this skill “a great deal”. Another one-third (32%) said they used this skill “somewhat” during the reference week.
- “Interest in lifelong learning”: Four in ten (40%) professional university graduates said that, during the reference week, they used this skill “a great deal”. Another four in ten (40%) reported using this skill “somewhat” during the reference week.
- “Mathematics”: Just over one-quarter (27%) of professional university graduates reported using this skill “a great deal” during the reference week and another 33 percent said they used this skill “somewhat” during the reference week.
- “Research skills”: Slightly under one-quarter (23%) of professional university graduates indicated that, during the reference week, they used this skill “a great deal” and 36 percent said they used this skill “somewhat”.

D. OTHER FINDINGS

Other Findings

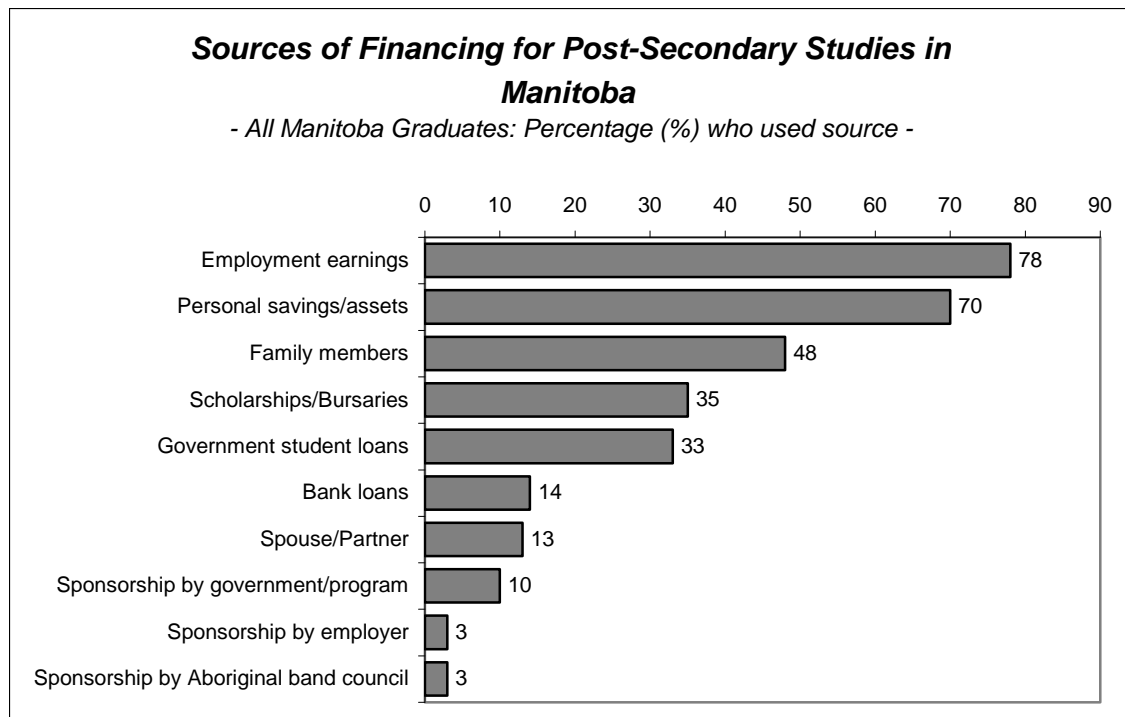
The Manitoba Graduates Follow-Up Survey collected information about a number of other aspects of post-secondary education in Manitoba, including the sources of financing used by graduates, further education pursued by graduates after completing their 1997 program, and demographic data.

20. SOURCES OF FINANCING FOR POST-SECONDARY STUDIES IN MANITOBA

Manitoba graduates were asked to indicate whether or not they had used a number of different sources to finance their post-secondary studies. (Results are presented in descending order based on the number of Manitoba graduates who indicated that they used each source to finance their post-secondary studies.)

All Manitoba graduates:

- “Employment earnings during your program of study including summer jobs”: More than three-quarters (78%) of Manitoba graduates indicated that they used this source to finance their post-secondary studies.
- “Money you had saved or other personal assets”: Seven in ten (70%) Manitoba graduates reported using this source to finance their post-secondary studies.
- “Family members such as parents, grandparents or some other relative”: Nearly one-half (48%) of Manitoba graduates indicated that they used this source to finance their post-secondary studies.
- “Scholarships or bursaries”: A total of 35 percent of Manitoba graduates said they financed their post-secondary studies in this way.
- “Government student loans”: One-third (33%) of Manitoba graduates reported financing their post-secondary studies using government student loans.
- “Bank loans (does not include government student loan administered through bank)”: A total of 14 percent of Manitoba graduates indicated that they used this source to finance their post-secondary studies.
- “Spouse or partner”: A total of 13 percent of Manitoba graduates reported that they financed their post-secondary studies through support from their spouse or partner.
- “Sponsorship by the government, Employment Insurance, Unemployment Insurance, Workers Compensation or Vocational Rehabilitation”: One in ten (10%) Manitoba graduates indicated that they used this source to finance their post-secondary studies.
- “Sponsorship by an employer”: A total of 3 percent of Manitoba graduates reported using this source to finance their post-secondary studies.
- “Sponsorship by an Aboriginal band council”: A total of 3 percent of Manitoba graduates said they used this source to finance their post-secondary studies.



College graduates:

- “Money you had saved or other personal assets”: Six in ten (60%) college graduates reported using this source to finance their post-secondary studies.
- “Employment earnings during your program of study including summer jobs”: A total of 56 percent of college graduates indicated that they used this source to finance their post-secondary studies.
- “Family members such as parents, grandparents or some other relative”: Four in ten (40%) college graduates indicated that they used this source to finance their post-secondary studies.
- “Government student loans”: Just over one-quarter (27%) of college graduates reported financing their post-secondary studies using government student loans.
- “Sponsorship by the government, Employment Insurance, Unemployment Insurance, Workers Compensation or Vocational Rehabilitation”: Just over one-quarter (27%) of college graduates indicated that they used this source to finance their post-secondary studies.
- “Scholarships or bursaries”: A total of 17 percent of college graduates said they financed their post-secondary studies in this way.
- “Spouse or partner”: A total of 12 percent of college graduates reported that they financed their post-secondary studies through support from their spouse or partner.
- “Bank loans (does not include government student loan administered through bank)”: A total of 12 percent of college graduates indicated that they used this source to finance their post-secondary studies.

- “Sponsorship by an Aboriginal band council”: A total of 4 percent of college graduates said they used this source to finance their post-secondary studies.
- “Sponsorship by an employer”: A total of 2 percent of college graduates reported using this source to finance their post-secondary studies.

General university graduates:

- “Employment earnings during your program of study including summer jobs”: A total of 87 percent of general university graduates indicated that they used this source to finance their post-secondary studies.
- “Money you had saved or other personal assets”: Three-quarters (74%) of general university graduates reported using this source to finance their post-secondary studies.
- “Family members such as parents, grandparents or some other relative”: A total of 55 percent of general university graduates indicated that they used this source to finance their post-secondary studies.
- “Scholarships or bursaries”: Four in ten (41%) general university graduates said they financed their post-secondary studies in this way.
- “Government student loans”: A total of 35 percent of general university graduates reported financing their post-secondary studies using government student loans.
- “Bank loans (does not include government student loan administered through bank)”: A total of 14 percent of general university graduates indicated that they used this source to finance their post-secondary studies.
- “Spouse or partner”: A total of 11 percent of general university graduates reported that they financed their post-secondary studies through support from their spouse or partner.
- “Sponsorship by an employer”: A total of 4 percent of general university graduates reported using this source to finance their post-secondary studies.
- “Sponsorship by the government, Employment Insurance, Unemployment Insurance, Workers Compensation or Vocational Rehabilitation”: A total of 3 percent of general university graduates indicated that they used this source to finance their post-secondary studies.
- “Sponsorship by an Aboriginal band council”: A total of 3 percent of general university graduates said they used this source to finance their post-secondary studies.

Professional university graduates:

- “Employment earnings during your program of study including summer jobs”: A total of 86 percent of professional university graduates indicated that they used this source to finance their post-secondary studies.
- “Money you had saved or other personal assets”: Three-quarters (74%) of professional university graduates reported using this source to finance their post-secondary studies.
- “Family members such as parents, grandparents or some other relative”: Just under one-half (48%) of professional university graduates indicated that they used this source to finance their post-secondary studies.

- “Scholarships or bursaries”: A total of 44 percent of professional university graduates said they financed their post-secondary studies in this way.
- “Government student loans”: A total of 37 percent of professional university graduates reported financing their post-secondary studies using government student loans.
- “Spouse or partner”: A total of 17 percent of professional university graduates reported that they financed their post-secondary studies through support from their spouse or partner.
- “Bank loans (does not include government student loan administered through bank)”: A total of 15 percent of professional university graduates indicated that they used this source to finance their post-secondary studies.
- “Sponsorship by the government, Employment Insurance, Unemployment Insurance, Workers Compensation or Vocational Rehabilitation”: A total of 4 percent of professional university graduates indicated that they used this source to finance their post-secondary studies.
- “Sponsorship by an employer”: A total of 4 percent of professional university graduates reported using this source to finance their post-secondary studies.
- “Sponsorship by an Aboriginal band council”: A total of 2 percent of professional university graduates said they used this source to finance their post-secondary studies.

21. POST-SECONDARY EDUCATION BEFORE 1997

Manitoba graduates who completed a certificate or diploma at one of the participating colleges were asked if they had attended a university before enrolling in their 1997 program of study. Conversely, Manitoba graduates who completed a degree at one of the participating universities were asked if they had attended a college before enrolling in their 1997 program of study.

Respondents who indicated that they had attended a post-secondary institution prior to enrolling in their 1997 program of study were asked if they attended an institution in Manitoba, if they completed a specific degree, diploma or other certification and, if so, what certification they completed prior to enrolling in their 1997 program of study.

All Manitoba graduates:

- A total of 17 percent of Manitoba graduates attended a post-secondary institution prior to enrolling in their 1997 program of study; 83 percent indicated that they did not.
- Among respondents who attended a post-secondary institution before their 1997 program of study, fully eight in ten (83%) attended an institution in Manitoba.
- Among respondents who attended a post-secondary institution before their 1997 program of study, nearly one-half (48%) completed a specific degree, diploma or other certification, while 52 percent said that they did not.
 - The most common certifications obtained by respondents who completed a program at a post-secondary institution prior to enrolling in their 1997 program of

study included: nursing (11%); business administration (11%); arts (unspecified; 9%); early childhood education (8%); and science (unspecified; 5%).

College graduates:

- About three in ten (29%) Manitoba college graduates attended a university prior to enrolling in their 1997 program of study.
- Among college graduates who attended a university before their 1997 program of study, fully nine in ten (93%) attended an institution in Manitoba.
- Among college graduates who attended a university before their 1997 program of study, two in ten (20%) completed a specific degree while 80 percent indicated that they did not.
 - The most common certifications obtained by college graduates who completed a degree at a university prior to enrolling in their 1997 program of study included arts (unspecified; 29%) and science (unspecified; 14%).

General university graduates:

- One in ten (10%) Manitoba general university graduates attended a college prior to enrolling in their 1997 program of study.
- Among general university graduates who attended a college before their 1997 program of study, fully seven in ten (72%) attended an institution in Manitoba.
- Among general university graduates who attended a college before their 1997 program of study, seven in ten (71%) completed a specific diploma or certificate.
 - The most common certifications obtained by general university graduates who completed a diploma or certificate at a college prior to enrolling in their 1997 program of study included business administration (16%) and nursing (12%).

Professional university graduates:

- A total of 15 percent of Manitoba professional university graduates attended a college prior to enrolling in their 1997 program of study.
- Among professional university graduates who attended a college before their 1997 program of study, fully three-quarters (77%) attended an institution in Manitoba.
- Among professional university graduates who attended a college before their 1997 program of study, seven in ten (72%) completed a specific diploma or certificate.
 - The most common certifications obtained by professional university graduates who completed a diploma or certificate at a college prior to enrolling in their 1997 program of study included: nursing (15%); early childhood education (13%); and business administration (9%).

22. TECHNOLOGY-ASSISTED DISTANCE EDUCATION SINCE 1997

Manitoba graduates were asked if, since completing their 1997 program of study, they had taken any courses via the Internet, teleconferencing or any other technology-assisted distance education.

- A total of 8 percent of **all Manitoba graduates** reported taking courses through the Internet, teleconferencing or other technology-assisted distance education since completing their 1997 program, while the vast majority (92%) have not taken any courses of this type.
- A total of 8 percent of **college graduates** reported taking courses through the Internet, teleconferencing or other technology-assisted distance education since completing their 1997 program.
- A total of 8 percent of **general university graduates** reported taking courses through the Internet, teleconferencing or other technology-assisted distance education since completing their 1997 program.
- A total of 7 percent of **professional university graduates** reported taking courses through the Internet, teleconferencing or other technology-assisted distance education since completing their 1997 program.

23. POST-SECONDARY EDUCATION SINCE 1997

Manitoba graduates were asked if they have returned to a post-secondary institution to work toward a specific degree, diploma or certificate since completing their 1997 program of study. Respondents who indicated that they have returned to school since 1997 were asked what type of institution they attended and what program they had pursued.

All Manitoba graduates:

- Nearly four in ten (38%) Manitoba graduates have returned to a post-secondary institution to pursue a degree, diploma or certificate since completing their 1997 program. Six in ten (62%) indicated that they have not.
- Among respondents who have returned to a post-secondary institution since 1997, two-thirds (67%) have attended a university, one in five (19%) have attended a college and another 4 percent have attended a vocational college.
 - As well, respondents mentioned CGA or Certified General Accounting (1%), the Canadian or Provincial Institute of Chartered Accountants (1%) and the Canadian Securities Institute (1%).
- Among respondents who have returned to a post-secondary institution since 1997 to pursue a degree, diploma or certificate, the program most commonly pursued was education (11%). This was followed by accounting (8%), liberal arts and sciences (7%) including general studies and humanities, business administration and management (4%), law and legal studies (3%) and medicine (3%).
 - Smaller numbers of respondents mentioned pursuing programs such as social work (2%), business (2%), computer programming (2%), financial management and services (2%) and nursing (2%).

College graduates:

- About three in ten (29%) Manitoba college graduates have returned to a post-secondary institution to pursue a degree, diploma or certificate since completing their 1997 program. Seven in ten (71%) indicated that they have not.
- Among college graduates who have returned to a post-secondary institution since 1997, one-half (50%) have attended a college, one-third (32%) have attended a university, another 7 percent have attended a vocational college and 2 percent mentioned CGA or Certified General Accounting.
- Among college graduates who have returned to a post-secondary institution since 1997 to pursue a degree, diploma or certificate, the program most commonly pursued was accounting (14%). This was followed by business administration and management (8%), education (6%) and computer programming (5%).

General university graduates:

- One-half (52%) of Manitoba general university graduates have returned to a post-secondary institution to pursue a degree, diploma or certificate since completing their 1997 program.
- Among general university graduates who have returned to a post-secondary institution since 1997, three-quarters (77%) have attended a university, another 13 percent have attended a college and 4 percent have attended a vocational college. Another 1 percent mentioned each of: CGA or Certified General Accounting, and Canadian Securities Institute.
- Among general university graduates who have returned to a post-secondary institution since 1997 to pursue a degree, diploma or certificate, the program most commonly pursued was education (general; 14%). This was followed by liberal arts and science (8%) including general studies and humanities.
 - Fewer general university graduates who have pursued a post-secondary certification since completing their 1997 program of study mentioned accounting (4%), law or legal studies (4%), medicine (4%) and social work (4%).

Professional university graduates:

- One-third (32%) of Manitoba professional university graduates have returned to a post-secondary institution to pursue a degree, diploma or certificate since completing their 1997 program.
- Among professional university graduates who have returned to a post-secondary institution since 1997, three-quarters (75%) have attended a university, 8 percent have attended a college, 4 percent have attended a vocational college and 3 percent mentioned the Canadian or Provincial Institute of Chartered Accountants. Another 1 percent mentioned each of: CGA or Certified General Accounting, and Canadian Securities Institute.
- Among professional university graduates who have returned to a post-secondary institution since 1997 to pursue a degree, diploma or certificate, the programs most commonly pursued were education (general; 11%) and accounting (11%).
 - Fewer professional university graduates who have pursued a post-secondary certification since completing their 1997 program of study mentioned liberal arts

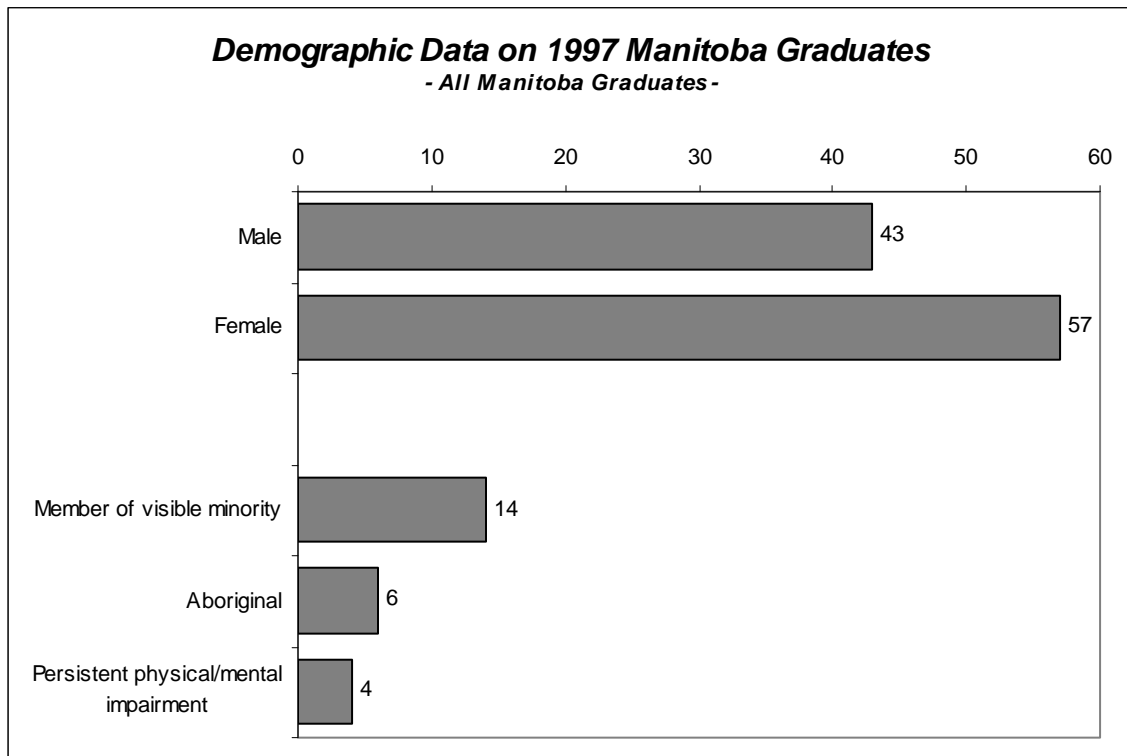
and science (7%) including general studies and humanities, and business administration and management (5%).

24. DEMOGRAPHIC DATA ON 1997 MANITOBA GRADUATES

In addition to information concerning the post-secondary experience and job experience after graduation, the Manitoba Graduates Follow-Up Survey collected demographic data from 1997 graduates.

- **Gender:** A majority of 57 percent of all 1997 Manitoba graduates surveyed were female; the other 43 percent were male.
 - Fully 51 percent of college graduates surveyed were male and 49 percent were female.
 - Nearly six in ten (59%) general university graduates surveyed were female and 41 percent were male.
 - Six in ten (61%) professional university graduates surveyed were female and 39 percent were male.
- **Visible Minority:** A total of 14 percent of all 1997 Manitoba graduates surveyed identified themselves as members of a visible minority group.
 - A total of 14 percent of college graduates surveyed identified themselves as members of a visible minority group.
 - A total of 15 percent of general university graduates surveyed identified themselves as members of a visible minority group.
 - A total of 13 percent of professional university graduates surveyed identified themselves as members of a visible minority group.
- **Aboriginal:** A total of 6 percent of all 1997 Manitoba graduates surveyed identified themselves as Aboriginal, defined as people who are – or whose ancestry is – North American Indian, whether status or non-status, Inuit or Metis.
 - A total of 9 percent of college graduates surveyed identified themselves as Aboriginal.
 - A total of 6 percent of general university graduates surveyed identified themselves as Aboriginal.
 - A total of 5 percent of professional university graduates surveyed identified themselves as Aboriginal.
- **Physical or Mental Impairment:** A total of 4 percent of 1997 Manitoba graduates surveyed reported having a persistent physical or mental impairment. (Examples provided to respondents included: a heart condition; hemophilia; psychiatric illness; or a hearing, mobility or visual impairment.)
 - A total of 6 percent of college graduates surveyed reported having a persistent physical or mental impairment.
 - A total of 4 percent of general university graduates surveyed reported having a persistent physical or mental impairment.

- A total of 3 percent of professional university graduates surveyed reported having a persistent physical or mental impairment.



APPENDIX A:
SURVEY INSTRUMENT - ENGLISH

**Manitoba Graduates Follow-up Survey
(11-2674-01)
Final Draft**

Screenener

1. Hello, may I please speak to _____ (NAME FROM SAMPLE)?

IF SPEAKING – SKIP TO INTRODUCTION

IF SOMEONE ELSE – CONTINUE WITH SCREENER

2. May I please speak to (him/her)?

IF YES, AVAILABLE – SKIP TO INTRODUCTION

IF NO, NOT AVAILABLE – My name is _____ and I'm calling from the Angus Reid Group on behalf of a consortium of Manitoba universities and community colleges and the Council on Post-Secondary Education, an agency of the Manitoba government. We have been asked to survey 1997 graduates of Manitoba universities and community colleges. It's important that all 1997 graduates have a chance to participate since the results of the survey will help other students make their university and college program choices. What would be good time to call him/her back? (RECORD CALLBACK INFO)

IF NOT AT THIS PHONE NUMBER – My name is _____ and I'm calling from the Angus Reid Group on behalf of a consortium of Manitoba universities and community colleges and the Council on Post-Secondary Education, an agency of the Manitoba government. We have been asked to survey 1997 graduates of Manitoba universities and community colleges. It's important that all 1997 graduates have a chance to participate since the results of the survey will help other students make their university and college program choices. Would you please tell me how to reach them? (RECORD NEW PHONE NUMBER)

Introduction

Hello, my name is _____ and I'm calling from the Angus Reid Group – a professional research company in Winnipeg. We've been asked by a consortium of Manitoba universities and community colleges and the Council on Post-Secondary Education, an agency of the Manitoba government, to survey all 1997 graduates.

Please note that we are interviewing all 1997 graduates, so your participation is very important.

(IF NECESSARY/HESITANT: The information gathered about your experience since graduation and your satisfaction with your program of study will help the consortium understand more about your studies and your experiences since graduation, and will be used to help current students make study-related choices.)

_____ (RESPONDENT'S SCHOOL) supports and endorses this survey.

Your individual responses are completely confidential and will only be reported in aggregate.

(IF NECESSARY/HESITANT: Your identity will not be connected in any way with your responses. If you want a copy of the key findings of this survey, I can provide you with a contact name at the end of the interview.)

[INTERVIEWER: If respondent has any concerns about the survey, they can contact Monica van Huystee (HAY-STEE) at the Council on Post Secondary Education at 204-945-4293 during normal working hours. The respondent can also contact Richard Lim, who is heading up this project for Angus Reid Group at 204-949-3100.]

Would you have time now to answer some questions for us?

Yes – CONTINUE

NO – ARRANGE CALLBACK INFO

Confirmation Screener

Just to ensure that we are speaking to the right person...

3. Did you graduate from (INSTITUTION NAME FROM SAMPLE) in 1997?

Yes – CONTINUE

No – THANK AND TERMINATE

4. And you graduated from the (PROGRAM NAME FROM SAMPLE) program?

Yes – CONTINUE

No – Which program did you graduate from? (RECORD NEW PROGRAM NAME)

5. We are interested in interviewing graduates who are Canadian citizens or permanent residents. Can I confirm that you are one of these?

Yes – CONTINUE

No, neither – THANK AND TERMINATE

Background Information

6.a) Before you attended (INSTITUTION NAME), did you attend a (UNIVERSITY GRADUATES: community or technical college/COLLEGES GRADUATES: university)?

Yes – CONTINUE

No – SKIP TO Q.7

6.b) Was this institution in Manitoba?

Yes

No

6.c) Did you complete a specific degree, diploma or other certification?

Yes – SPECIFY (PROBE FOR AS MUCH DETAIL AS POSSIBLE)

No

Going back to the institution that you graduated from in 1997...

7. From what major field of study did you graduate? (DO NOT READ, PROBE FOR AS MUCH DETAIL AS POSSIBLE FOR CODING)

8. To the best of your recollection, what month and year did you begin your course of study? That is, when did you begin to accumulate credits towards your (CERTIFICATE/DIPLOMA/DEGREE)? (RECORD TWO-DIGIT MONTH NUMBER AND LAST TWO DIGITS OF YEAR)

_____, _____

9. And, what month and year did you complete the requirements for your (CERTIFICATE/DIPLOMA/DEGREE)? (RECORD TWO-DIGIT MONTH NUMBER AND LAST TWO DIGITS OF YEAR)

_____, _____

10. What province did you live in during the 12 months before you enrolled in your program? (DO NOT READ) (IF MULTIPLE RESPONSES: Where did you spend the majority of the 12 months prior to enrolling?)

Manitoba – CONTINUE

B.C. – SKIP TO Q.12

Alberta – SKIP TO Q.12

Saskatchewan – SKIP TO Q.12

Ontario – SKIP TO Q.12

Québec – SKIP TO Q.12

New Brunswick – SKIP TO Q.12

Nova Scotia – SKIP TO Q.12

Newfoundland – SKIP TO Q.12

Prince Edward Island – SKIP TO Q.12

Yukon – SKIP TO Q.12

Northwest Territories – SKIP TO Q.12

Outside Canada – SKIP TO Q.12

11.a) What city, town or community in Manitoba were you living in? (DO NOT READ)

Winnipeg

Brandon

Portage la Prairie

Other – SPECIFY

11.b) Do you recall the first three digits of your postal code at that time? (PROBE FOR FIRST THREE DIGITS)

Satisfaction with Program

12. On a scale of 1 to 5, where 5 means “very important” and 1 means “not important at all”, please tell me, when you first enrolled in your program, how important were the following objectives to you? How about... (READ FIRST ITEM – RANDOMIZE)? And, how about... (NEXT ITEM)? (REPEAT SCALE OF 1 TO 5 AS NECESSARY)

Items

Acquiring skills or knowledge for a job or for a specific career that you had in mind

Acquiring in-depth knowledge of a field of study that you were interested in

Improving yourself

Developing intellectual capabilities for thinking and analysis

(ALWAYS READ LAST): Improving your chances of earning a good income

13. Again, using a scale of 1 to 5, where 5 means “completely met expectations” and 1 means “not met at all”, please tell me to what extent your expectations were met with regard to the same objectives. How about... (READ FIRST ITEM – SAME ORDER AS IN Q.12)? And, how about... (NEXT ITEM)? (REPEAT SCALE OF 1 TO 5 AS NECESSARY)

Items

Acquiring skills or knowledge for a job or for a specific career that you had in mind

Acquiring in-depth knowledge of a field of study that you were interested in

Improving yourself

Developing intellectual capabilities for thinking and analysis

(ALWAYS READ LAST): Improving your chances of earning a good income

14. When you were taking courses in (PROGRAM NAME), how satisfied or dissatisfied were you with each of the following? Were you very satisfied, somewhat satisfied, somewhat dissatisfied or very dissatisfied with... (READ FIRST ITEM – RANDOMIZE)? Using the same scale, how about... (NEXT ITEM)? (REPEAT SCALE AS NECESSARY)

Items

Library facilities
 Lab facilities
 Computer facilities
 Athletic facilities
 Class sizes for introductory courses
 Class sizes for upper level courses in your program
 Access to faculty members in your program
 Overall teaching quality in your program

Responses

Very satisfied
 Somewhat satisfied
 (VOLUNTEERED): Neither satisfied nor dissatisfied
 Somewhat dissatisfied
 Very dissatisfied
 (VOLUNTEERED): Not applicable

15. Looking back on your overall post-secondary experience in this program, would you agree or disagree that your experience was... (FIRST ITEM – RANDOMIZE)? Is that strongly or moderately agree/disagree? How about...(NEXT ITEM)? Is that strongly or moderately?

Items

Worth the financial investment required
 Worth the investment of your time
 Worth the personal investment (IF NECESSARY: That is, the energy invested, stress experienced or emotional energy)

Responses

Strongly agree
 Somewhat agree
 (VOLUNTEERED): Neither agree nor disagree
 Somewhat disagree
 Strongly disagree
 (VOLUNTEERED): Not applicable

16. To your knowledge, how much information did your institution provide about career opportunities? (READ LIST)

A great deal
 Some
 Not very much
 None at all
 (VOLUNTEERED): Not applicable

17. To what extent did your program develop the following skills? How about... (READ FIRST ITEM – RANDOMIZE) Would you say your program developed this skill... (READ RESPONSES)? How about... (NEXT ITEM)? (REPEAT RESPONSES AS NECESSARY)

Items

Writing skills

Computer skills

Communication or speaking skills

Mathematics, or mathematics as they were appropriate for your program

Research skills

Decision-making skills

The ability to think independently

The ability to evaluate or critique a statement

The ability to work with others

(ALWAYS READ LAST): Interest in lifelong learning

Responses

A great deal

Somewhat

Not very much

Not at all

(VOLUNTEERED): Not applicable

18. And, to what extent do you feel that your post-secondary experience during this program developed the following skills? How about... (READ FIRST ITEM – RANDOMIZE)? Did your program develop these skills... (READ RESPONSES)? And what about... (NEXT ITEM)?

Items

Knowledge of other languages or cultures

Citizenship skills (IF NECESSARY: That is, are you a more informed citizen?)

A better understanding of social issues

More appreciation for culture and the arts

An interest in scientific phenomena

Responses

A great deal

Somewhat

Not very much

Not at all

(VOLUNTEERED): Not applicable

19. Given your experience since graduation in 1997, would you select this field of study again?

Yes – SKIP TO Q.21

No – CONTINUE

DK/REF – CONTINUE

20. What other field of study would you choose? (PROBE FOR AS MUCH DETAIL AS POSSIBLE FOR CODING)

Work Experience, Education and Training since Graduation

21. Since graduating from (INSTITUTION NAME) in 1997, have you returned to a post-secondary institution to work towards a specific degree, diploma or other certification?

Yes – CONTINUE

No – SKIP TO Q.24

22. And what degree, diploma or certification was that? (PROBE AND RECORD RESPONSE WITH AS MUCH DETAIL AS POSSIBLE)

23. What institution was that? Was that a college, university, vocational college or some other type of institution?

College

University

Vocational college

Other – SPECIFY

24. Since completing your program in 1997, have you taken any courses through any of the following methods: the Internet, teleconferencing or any other technology-assisted distance education?

Yes

No

25. To the best of your recollection, in what month and year did you start working at your first new job after completing your program or degree? Please do not include a job that you worked at during your program of study unless you had a co-op job to return to after graduation. (RECORD TWO-DIGIT MONTH NUMBER AND LAST TWO DIGITS OF YEAR)

_____, _____

OR

Not applicable – Continued working at regular job/Part-time student/Mature student
Not applicable – No new job after 1997 graduation/Still in school/Back in school/Not working (SKIP TO Q.35)

26. How many different jobs – with different employers – have you held since completing your program in 1997? Count yourself as one employer if you were at any time or currently are self-employed. (IF UNSURE, PROBE FOR BEST ESTIMATE) (RECORD NUMBER)

27. Since graduation from (PROGRAM NAME) in 1997, have you ever been self-employed?

Yes

No

28. Now, thinking of the first new job you had after graduation in 1997, what was your job title? That is, what kind of work did you do? (DO NOT READ, PROBE FOR AS MUCH DETAIL AS POSSIBLE FOR CODING)

29. What industry was this job in? (DO NOT READ, PROBE FOR AS MUCH DETAIL AS POSSIBLE FOR CODING)

30. In terms of paid hours, did you work more than 30 hours per week at that job?

Yes

No

31. Was this a permanent position with no fixed end date? Or was it a temporary or casual position?

Permanent

Temporary/Casual

Relationship between Field of Study and Work

32.a) Thinking about your first new job after graduation in 1997 – excluding any job you had during your program of study other than co-op jobs – was your first job directly related, indirectly related or not at all related to your field of study? (IF NECESSARY: By “indirectly related”, we mean you were not working in your field of study but you were using skills developed in program.)

Directly related

Indirectly related

Not at all related

32.b) Were you looking for a job in your field of study?

Yes

No

32.c) Are you still with the same employer?

Yes

No

32.d) Are you still working at the same type of job? That is, the same occupation?

Yes

No

(IF TWO OR MORE JOBS RECORDED IN Q.26 THEN CONTINUE. OTHERWISE SKIP TO Q.35)

33.a) Thinking about the second job that you had after graduation in 1997, was that job directly related, indirectly related or not at all related to your field of study? (IF NECESSARY: By "indirectly related", we mean you were not working in your field of study but you were using skills developed in program.)

Directly related
Indirectly related
Not at all related

33.b) Were you looking for a job in your field of study?

Yes
No

33.c) Are you still at this job?

Yes
No

(IF THREE OR MORE JOBS RECORDED IN Q.26 THEN CONTINUE. OTHERWISE SKIP TO Q.35. IF "YES" IN Q.33C THEN SKIP TO Q.35)

34.a) Thinking about the third job that you had after graduation in 1997, was that job directly related, indirectly related or not at all related to your field of study? (IF NECESSARY: By "indirectly related", we mean you were not working in your field of study but you were using skills developed in program.)

Directly related
Indirectly related
Not at all related

34.b) Were you looking for a job in your field of study?

Yes
No

34.c) Are you still at this job?

Yes
No

Reference Week

35. During the week of June 7th to the 11th of this year, to what extent did you use the following skills? How about... (READ FIRST ITEM – RANDOMIZE)? Did you use this skill... (READ RESPONSES)? How about... (NEXT ITEM)? (REPEAT RESPONSES AS NECESSARY)

Items

Writing skills

Computer skills

Communication or speaking skills

Mathematics

Research skills

Decision-making skills

The ability to think independently

The ability to evaluate or critique a statement

The ability to work with others

(ALWAYS READ LAST): Interest in lifelong learning

Responses

A great deal

Somewhat

Not very much

Not at all

(VOLUNTEERED): Not applicable

Labour Market Activity during Reference Week

Thank you. We are nearly finished this survey.

36. During the week of June 7th to the 11th of this year, which of the following best describes your employment situation? (READ LIST)

Employed full-time

Employed part-time

About to start a job

Unemployed and looking for work

Enrolled in an education or training program

Retired

Not looking for work

Or, some other employment situation – SPECIFY

(IF “NOT LOOKING FOR WORK” IN Q.36 THEN ASK Q.37 AND SKIP TO Q.39.
OTHERS SKIP TO Q.38)

37. What was the reason you were not looking for work? (DO NOT READ)

In school

Personal/Family responsibilities

Illness

Given up looking for work

Other – SPECIFY

(IF "EMPLOYED FULL-TIME" OR "EMPLOYED PART-TIME" THEN CONTINUE.
OTHERS SKIP TO Q.39)

(IF RESPONDENT MENTIONED TWO OR MORE JOBS IN Q.36, READ: Please think of the job that contributes the most to your income.)

38.a) What was your job title? (PROBE FOR AS MUCH DETAIL AS POSSIBLE FOR CODING)

38.b) What were your most important duties? Any others? (PROBE FOR SPECIFIC DUTIES TO AID CODING OF Q.30A: What industry do you work in?)

38.c) And was your position permanent or was it temporary or casual?

Permanent
Temporary/Casual

38.d) In terms of being paid, were you working more than 30 hours per week at that job?

Yes
No

38.e) Is this the same job title as the first job after graduation in 1997? That is, is this the same occupation that you described earlier?

Yes – SKIP TO Q.39
No – CONTINUE

38.f) Is the job that you had during the second week in June directly related, indirectly related or not at all related to your field of study?

Directly related
Indirectly related
Not at all related

38.g) Did you want a job in your field of study?

Yes
No

38.h) In general, how important is it to you to have a job in your field of study? (READ LIST)

Very important
Somewhat important
Not very important
Not at all important

38.i) Considering all of the aspects of the job you had during the second week in June, how satisfied were you with the job? Were you... (READ LIST)?

Very satisfied
Somewhat satisfied
Somewhat dissatisfied
Very dissatisfied

39. At this point, let me remind you that your responses are completely confidential and only reported in aggregate. To the nearest thousand, can you please tell me what was your total personal income before taxes during the past year? (IF NECESSARY: That is, your total income before taxes during the past 12 months.) (RECORD NUMBER)

Financing of Education

40. We are interested in learning more about how graduates financed their studies. Could you please tell me whether or not you used any of the following sources to finance your post-secondary studies? How about... (READ FIRST ITEM)? And, how about... (NEXT ITEM)?

Items

Spouse or partner
Family members such as parents, grandparents or some other relative
Government student loans
Bank loans
Money you had saved or other personal assets
Scholarships or bursaries
Employment earnings during your program of study including summer jobs
Sponsorship by government, Employment Insurance, Unemployment Insurance, Workers' Compensation or Vocational Rehabilitation
Sponsorship by an employer
Sponsorship by an aboriginal band council

Responses

Yes
No

41. Did you receive any substantial amount from any other source?

Yes – SPECIFY
No

Graduate profile

42. What are the first 3 digits of your current postal code?

(IF NOT MANITOBA IN Q.42 THEN CONTINUE. OTHERS SKIP TO Q.44)

43. Why did you leave Manitoba? (RECORD ALL MENTIONS)

To take a job

Further education at an institution outside Manitoba

Personal considerations (return to home province, desire to be close to friends/family, desire to live in other places)

Other – SPECIFY

44. Would you agree to being surveyed again in two or three years as part of a longitudinal study to examine the career progression of Manitoba graduates after they graduate? (IF NECESSARY: Your participation would provide information which would help give current students an idea how their careers will progress after graduation.)

Yes

No

Finally, you do not have to answer the following three questions, but your input would be greatly appreciated, since there are few ways to obtain information about disabled and aboriginal students, and those who are members of a visible minority...

45.a) Do you have a persistent physical or mental impairment? (Some examples of disabilities are heart condition, hemophilia, psychiatric illness or a hearing, mobility or visual impairment.)

Yes

No

45.b) Aboriginal people are defined as people who are, or whose ancestry is, North American Indian – status or non-status, Inuit or Metis. Are you an Aboriginal person?

Yes

No

45.c) Do you consider yourself to be a member of a visible minority group?

Yes

No

46. That concludes this follow-up survey of Manitoba graduates. Would you like a copy of the key findings of this survey?

IF YES – You can contact Monica Van Huystee of the Council on Post-Secondary Education at 204-945-4293

Thank you very much for your time and co-operation!

APPENDIX B:
SURVEY INSTRUMENT - FRENCH

**Étude de suivi auprès des diplômés du Manitoba
(11-2674-01)
Ébauche révisée**

Recrutement

1. Bonjour, pourrais-je parler à _____ (NOM SUR L'ÉCHANTILLONNAGE)?

SI À L'APPAREIL – PASSER À L'INTRODUCTION
SI UNE AUTRE PERSONNE – CONTINUER LES QUESTIONS DE RECRUTEMENT

2. Pourrais-je lui parler?

SI OUI, DISPONIBLE – PASSER À L'INTRODUCTION

SI NON, N'EST PAS DISPONIBLE – Je m'appelle _____ et je téléphone de la part du Groupe Angus Reid. Nous appelons pour le compte d'un regroupement d'universités et de collèges universitaires et communautaires du Manitoba et du Conseil sur l'enseignement postsecondaire, un organisme du gouvernement manitobain. Nous avons été mandatés pour mener une étude auprès des diplômés de 1997 des universités et des collèges universitaires et communautaires du Manitoba. Il est important que tous les diplômés de 1997 aient la chance de participer, étant donné que les résultats de l'enquête aideront d'autres étudiants à choisir leur programme d'études universitaires et collégiales. À quel moment pensez-vous que je pourrais le/la rejoindre? (INSCRIRE LES INFORMATIONS POUR LE RAPPEL)

SI NE RÉSIDE PLUS À CE NUMÉRO DE TÉLÉPHONE – Je m'appelle _____ et je téléphone de la part du Groupe Angus Reid. Nous appelons pour le compte d'un regroupement d'universités et de collèges universitaires et communautaires du Manitoba et du Conseil sur l'enseignement postsecondaire, un organisme du gouvernement manitobain. Nous avons été mandatés pour mener une étude auprès des diplômés de 1997 des universités et des collèges universitaires et communautaires du Manitoba. Il est important que tous les diplômés de 1997 aient la chance de participer, étant donné que les résultats de l'enquête aideront d'autres étudiants à choisir leur programme d'études universitaires et collégiales. Pourriez-vous me dire comment je pourrais le/la rejoindre? (INSCRIRE LE NOUVEAU NUMÉRO DE TÉLÉPHONE)

Introduction

Bonjour, ici _____ du Groupe Angus Reid – une firme professionnelle d'études de marché de Winnipeg. Nous appelons pour le compte d'un regroupement d'universités et de collèges universitaires et communautaires du Manitoba, et du Conseil sur l'enseignement postsecondaire, un organisme mis sur pied par le gouvernement manitobain. Nous avons été mandatés pour mener une étude auprès de tous les diplômés de 1997.

Veuillez prendre note que nous interrogeons tous les diplômés de 1997; votre participation est alors très importante. Les renseignements que nous vous demandons au sujet de votre expérience depuis la fin de vos études et de votre niveau de

satisfaction face à votre programme d'études aideront le regroupement à mieux comprendre vos études et vos expériences depuis l'obtention de votre diplôme. Ces renseignements serviront à aider les étudiants actuels à prendre des décisions en matière d'études.

Cette étude se fait avec l'appui et le soutien de/du _____ (ÉCOLE DU RÉPONDANT).

Vos réponses personnelles sont strictement confidentielles et ne seront communiquées qu'en étant combinées à celles des autres répondants. Votre identité ne sera liée en aucune manière à vos réponses. Si vous désirez recevoir un exemplaire des principaux résultats de cette étude, je pourrai vous indiquer le nom d'une personne-ressource à la fin de l'entrevue.

[INTERVIEWER : Si le répondant a des préoccupations au sujet de ce sondage, il peut communiquer avec Monica van Huystee (HAY-STEE) du Conseil sur l'enseignement postsecondaire au (204) 945-4293 pendant les heures normales de travail. Le répondant peut également communiquer avec Richard Lim, qui est le directeur de ce projet pour le Groupe Angus Reid, au (204) 949-3100.]

Auriez-vous du temps à nous consacrer maintenant pour répondre à quelques questions?

Oui – CONTINUER

NON – PRENDRE LES INFORMATIONS ET FIXER UN RAPPEL

Confirmation

Tout d'abord, je voudrais vous poser quelques questions pour m'assurer que je parle à la bonne personne ...

3. Avez-vous obtenu votre diplôme de (NOM DE L'ÉTABLISSEMENT DE L'ÉCHANTILLONNAGE) en 1997?

Oui – CONTINUER

Non – REMERCIER ET CONCLURE

4. Et votre diplôme concernait le programme de/d' (NOM DU PROGRAMME SUR L'ÉCHANTILLONNAGE)?

Oui – CONTINUER

Non – Pour quel programme avez-vous été diplômé? (INSCRIRE LE NOUVEAU NOM DE PROGRAMME)

5. Notre étude s'adresse aux diplômés qui sont citoyens canadiens ou qui sont résidents permanents. Pouvez-vous me confirmer que vous êtes l'un ou l'autre?

Oui – CONTINUER

Non, ni l'un ni l'autre – REMERCIER ET CONCLURE

Renseignements généraux

6.a) Avant de fréquenter (NOM DE L'ÉTABLISSEMENT), avez-vous fréquenté (DIPLÔMÉS D'UNIVERSITÉ : un collège universitaire ou communautaire ou technique/DIPLÔMÉS DE COLLÈGE : l'université)?

Oui – CONTINUER

Non – PASSER À LA Q.7

6.b) Cet autre établissement se trouvait-il au Manitoba?

Oui

Non

6.c) Avez-vous obtenu un diplôme ou un certificat quelconque ?

Oui _ PRÉCISER (SONDER POUR OBTENIR LE PLUS DE DÉTAILS POSSIBLES)

Non

Maintenant, si nous revenons à l'établissement où vous avez obtenu votre diplôme en 1997...

7. Quel est le principal domaine d'étude pour lequel vous êtes diplômé? (NE PAS LIRE, VEUILLEZ SONDER AFIN D'OBTENIR LE PLUS DE DÉTAILS POSSIBLE POUR LA CODIFICATION)

8. De mémoire, au cours de quel mois et en quelle année avez-vous entrepris votre programme d'études? C'est-à-dire, à quel moment avez-vous commencé à accumuler des crédits en vue de l'obtention de votre (CERTIFICAT/DIPLÔME)? (INSCRIRE LE NOMBRE À DEUX CHIFFRES DU MOIS ET LES DEUX DERNIERS CHIFFRES DE L'ANNÉE)

_____, _____

9. Et au cours de quel mois et en quelle année avez-vous rempli toutes les exigences de votre (CERTIFICAT/DIPLÔME)? (INSCRIRE LE NOMBRE À DEUX CHIFFRES DU MOIS ET LES DEUX DERNIERS CHIFFRES DE L'ANNÉE)

_____, _____

10. Dans quelle province viviez-vous au cours des 12 mois avant de vous inscrire dans votre programme? (NE PAS LIRE) (SI RÉPONSES MULTIPLES : Où avez-vous passé la majorité des 12 mois précédant votre inscription?)

Manitoba – CONTINUER

C.-B. – PASSER À LA Q.12

Alberta – PASSER À LA Q.12

Saskatchewan – PASSER À LA Q.12

Ontario – PASSER À LA Q.12

Québec – PASSER À LA Q.12

Nouveau-Brunswick – PASSER À LA Q.12

Nouvelle-Écosse - PASSER À LA Q.12

Terre-Neuve – PASSER À LA Q.12

Île-du-Prince-Édouard – PASSER À LA Q.12

Yukon – PASSER À LA Q.12

Territoires du Nord-Ouest – PASSER À LA Q.12

À l'extérieur du Canada – PASSER À LA Q.12

11.a) Dans quelle ville ou dans quelle communauté du Manitoba viviez-vous? (NE PAS LIRE)

Winnipeg

Brandon

Portage la Prairie

Autre – PRÉCISER

11.b) Pour être plus précis, vous souvenez-vous des trois premières données de votre code postal, à l'époque? (SONDER POUR LES TROIS PREMIÈRES DONNÉES)

Satisfaction face au programme

12. À l'aide d'une échelle de 1 à 5, où 5 signifie «très important» et 1 «pas du tout important», veuillez me dire dans quelle mesure chacun des objectifs suivants était important pour vous au moment où vous vous êtes inscrit dans votre programme? Pour ce qui est... (LIRE LE PREMIER ÉLÉMENT AU HASARD)? Et pour ce qui est... (ÉLÉMENT SUIVANT)?

Éléments

D'acquérir des compétences ou des connaissances pour un emploi ou en vue d'une carrière précise que vous aviez à l'esprit

D'acquérir une connaissance en profondeur d'un domaine d'étude qui vous intéressait

De vous améliorer

De développer vos aptitudes intellectuelles pour la réflexion et l'analyse

(TOUJOURS LIRE EN DERNIER) : D'améliorer vos chances de gagner un bon revenu

13. De nouveau, à l'aide d'une échelle de 1 à 5, où 5 signifie que «vos attentes ont été complètement satisfaites» et 1 que «vos attentes n'ont pas du tout été satisfaites», veuillez me dire dans quelle mesure vos attentes ont été satisfaites en ce qui a trait aux mêmes objectifs. Pour ce qui est... (LIRE LE PREMIER ÉLÉMENT- MÊME ORDRE QU'À LA Q.12)? Et pour ce qui est... (ÉLÉMENT SUIVANT)?

Éléments

D'acquérir des compétences ou des connaissances pour un emploi ou en vue d'une carrière précise que vous aviez à l'esprit

D'acquérir une connaissance en profondeur d'un domaine d'étude qui vous intéressait
De vous améliorer

De développer vos aptitudes intellectuelles pour la réflexion et l'analyse

(TOUJOURS LIRE EN DERNIER) : D'améliorer vos chances de gagner un bon revenu

14. Quand vous suiviez vos cours en (NOM DU PROGRAMME), dans quelle mesure étiez-vous satisfait ou insatisfait à l'égard de chacun des éléments suivants? Étiez-vous très satisfait, plutôt satisfait, plutôt insatisfait ou très insatisfait... (LIRE LE PREMIER ÉLÉMENT AU HASARD)? Pour ce qui est...(ÉLÉMENT SUIVANT)? (RÉPÉTER L'ÉCHELLE AU BESOIN)

Éléments

Des installations et des services de bibliothèque

Des installations et des services de laboratoire

Des installations et des services informatiques

Des installations et des services sportifs

De la dimension des classes pour les cours d'introduction

De la dimension des classes pour les cours avancés de votre programme

De la disponibilité des membres du corps enseignant de votre programme

De la qualité de l'enseignement en général dans votre programme

Réponses

Très satisfait

Plutôt satisfait

(SPONTANÉ) : Ni satisfait, ni insatisfait

Plutôt insatisfait

Très insatisfait

(SPONTANÉ) : Ne s'applique pas

15. Si vous considérez l'ensemble de votre expérience d'études postsecondaires dans ce programme, êtes-vous d'accord ou en désaccord pour dire que votre expérience... (PREMIER ÉLÉMENT AU HASARD)? Êtes-vous fortement ou modérément d'accord/en désaccord? Pour ce qui est de dire que votre expérience...(ÉLÉMENT SUIVANT)? Est-ce fortement ou modérément?

Éléments

Valait l'investissement financier qu'elle a exigé

Valait l'investissement de temps

Valait l'investissement personnel (AU BESOIN : C'est-à-dire l'énergie investie, le stress subi ou l'énergie émotionnelle)

Réponses

Fortement d'accord

Modérément d'accord

(SPONTANÉ) : Ni d'accord, ni en désaccord

Modérément en désaccord

Fortement en désaccord

(SPONTANÉ) : Ne s'applique pas

16. À votre connaissance, dans quelle mesure votre établissement fournissait-il aux étudiants des renseignements sur les débouchés? (LIRE LA LISTE)

Beaucoup

Un peu

Peu

Pas du tout

(SPONTANÉ) : Ne s'applique pas

17. Dans quelle mesure votre programme vous a-t-il permis de développer les aptitudes suivantes? Pour ce qui est... (LIRE LE PREMIER ÉLÉMENT AU HASARD) Diriez-vous que votre programme vous a permis de développer cette aptitude... (LIRE LES RÉPONSES)? Pour ce qui est... (ÉLÉMENT SUIVANT)? (RÉPÉTER LES RÉPONSES AU BESOIN)

Éléments

De l'aptitude à écrire

Des aptitudes en informatique

De la capacité de communiquer et de s'exprimer

Des mathématiques, ou des mathématiques telles qu'elles s'appliquent à votre programme

Des compétences en recherche

De la capacité de prendre des décisions

De la capacité de penser de manière indépendante

De la capacité d'évaluer ou de critiquer un énoncé

De la capacité de collaborer avec d'autres

(TOUJOURS LIRE EN DERNIER) : De l'intérêt à apprendre tout au long de votre vie

Réponses

Beaucoup

Un peu

Peu

Pas du tout

(SPONTANÉ) : Ne s'applique pas

18. Et dans quelle mesure considérez-vous que votre expérience d'études postsecondaires au cours de ce programme vous a permis de développer les éléments suivants? Pour ce qui est... (LIRE LE PREMIER ÉLÉMENT AU HASARD)? Est-ce que votre programme a développé ces éléments... (LIRE LES RÉPONSES)? Et pour ce qui est... (ÉLÉMENT SUIVANT)?

Éléments

De votre connaissance des autres langues ou des autres cultures

De votre compétence de citoyen (AU BESOIN : C'est-à-dire, êtes-vous un citoyen mieux informé?)

D'une meilleure compréhension des enjeux sociaux

D'une plus grande appréciation de la culture et des arts

D'un intérêt face aux phénomènes scientifiques

Réponses

Beaucoup

Un peu

Peu

Pas du tout

(SPONTANÉ) : Ne s'applique pas

19. Étant donné votre expérience depuis l'obtention de votre diplôme en 1997, choisiriez-vous de nouveau ce domaine d'étude?

Oui – PASSER À LA Q.21
Non – CONTINUER
NSP/REF – CONTINUER

20. Quel autre domaine d'étude auriez-vous peut-être choisi? (NE PAS LIRE, VEUILLEZ SONDER AFIN D'OBTENIR LE PLUS DE DÉTAILS POSSIBLE POUR LA CODIFICATION)

Expérience de travail, études et formation depuis l'obtention du diplôme

21. Depuis l'obtention de votre diplôme de (NOM DE L'ÉTABLISSEMENT) en 1997, êtes-vous retourné à un établissement d'enseignement postsecondaire pour obtenir un diplôme particulier ou un autre titre de compétence?

Oui – CONTINUER
Non – PASSER À LA Q.24

22. De quel diplôme ou de quel titre de compétence s'agit-il? (SONDER ET INSCRIRE LA RÉPONSE AVEC LE PLUS DE DÉTAILS QUE POSSIBLE)

23. De quel établissement s'agit-il? Est-ce un collège, une université, un collège professionnel ou un autre type d'établissement?

Collège
Université
Collège professionnel
Autre – PRÉCISER

24. Depuis que vous avez terminé votre programme en 1997, avez-vous suivi des cours de l'une ou l'autre des manières suivantes : par Internet, par téléconférence ou par toute autre méthode d'éducation à distance assistée par une technologie?

Oui
Non

25. De mémoire, au cours de quel mois et en quelle année avez-vous commencé à occuper votre premier nouvel emploi après avoir terminé votre programme ou après avoir obtenu votre diplôme? Veuillez ne pas inclure un emploi que vous aviez pendant vos études, à moins qu'il ne s'agisse d'un emploi dans le cadre d'un programme d'alternance travail-études où vous êtes retourné après avoir obtenu votre diplôme. (INSCRIRE LE NOMBRE À DEUX CHIFFRES DU MOIS ET LES DEUX DERNIERS CHIFFRES DE L'ANNÉE)

_____, _____

OU

Ne s'applique pas – A continué à travailler au même emploi/Étudiant à temps partiel/Étudiant adulte

26. Combien d'emplois différents – auprès d'employeurs différents – avez-vous occupé depuis que vous avez terminé votre programme en 1997? Si vous avez travaillé de manière autonome à un moment ou un autre, comptez-vous comme un employeur. (SI INCERTAIN, SONDER POUR LA MEILLEURE APPROXIMATION) (INSCRIRE LE NOMBRE)

27. Depuis l'obtention de votre diplôme en (NOM DU PROGRAMME) en 1997, avez-vous été travailleur autonome?

Oui
Non

28. Maintenant, si vous songez au premier nouvel emploi que vous avez occupé après l'obtention de votre diplôme en 1997, quel était votre titre? C'est-à-dire, quel type de travail faisiez-vous? (NE PAS LIRE, VEUILLEZ SONDER AFIN D'OBTENIR LE PLUS DE DÉTAILS POSSIBLE POUR LA CODIFICATION)

29. Dans quelle industrie oeuvriez-vous? (NE PAS LIRE, VEUILLEZ SONDER AFIN D'OBTENIR LE PLUS DE DÉTAILS POSSIBLE POUR LA CODIFICATION)

30. En termes d'heures payées, travailliez-vous plus de 30 heures par semaine à cet emploi?

Oui
Non

31. Est-ce qu'il s'agissait d'un poste permanent, sans date fixe de cessation? Ou bien s'agissait-il d'un poste temporaire?

Permanent
Temporaire

Relation entre le domaine d'étude et le travail

32.a) Si vous songez à votre premier nouvel emploi que vous avez occupé après l'obtention de votre diplôme en 1997 – en excluant tout emploi que vous aviez au cours de votre programme d'étude, à moins que ce ne soit un emploi dans le cadre d'un programme d'alternance travail-étude – votre premier emploi était-il directement relié à votre domaine d'étude, y était-il indirectement relié, ou encore est-ce qu'il n'y était pas du tout relié? (AU BESOIN : Par «indirectement relié», nous voulons dire que vous ne travailliez pas dans votre domaine d'étude, mais que vous utilisiez des compétences développées dans le programme.)

Directement relié
Indirectement relié
Pas du tout relié

32.b) À ce moment, cherchiez-vous un emploi correspondant à votre domaine d'étude?

Oui
Non

32.c) Travaillez-vous toujours auprès de cet employeur?

Oui
Non

32.d) Occupez-vous toujours le même type d'emploi? C'est-à-dire, avez-vous toujours le même métier?

Oui
Non

(SI DEUX EMPLOIS OU PLUS INSCRITS À LA Q.26, CONTINUER. SINON, PASSER À LA Q.35)

33.a) Si vous songez au deuxième emploi que vous avez occupé après l'obtention de votre diplôme en 1997, cet emploi était-il directement relié à votre domaine d'étude, y était-il indirectement relié, ou encore est-ce qu'il n'y était pas du tout relié? (AU BESOIN : Par «indirectement relié», nous voulons dire que vous ne travailliez pas dans votre domaine d'étude, mais que vous utilisiez des compétences développées dans le programme.)

Directement relié
Indirectement relié
Pas du tout relié

33.b) À ce moment, cherchiez-vous un emploi correspondant à votre domaine d'étude?

Oui
Non

33.c) Occupez-vous toujours cet emploi?

Oui
Non

(SI TROIS EMPLOIS OU PLUS À LA Q.26, CONTINUER. SINON, PASSER À LA Q.35. SI «OUI» À LA Q.33C, PASSER À LA Q.35)

34.a) Si vous songez au troisième emploi que vous avez occupé après l'obtention de votre diplôme en 1997, cet emploi était-il directement relié à votre domaine d'étude, y était-il indirectement relié, ou encore est-ce qu'il n'y était-il pas du tout relié? (AU BESOIN : Par «indirectement relié», nous voulons dire que vous ne travailliez pas dans votre domaine d'étude, mais que vous utilisiez des compétences développées dans le programme.)

Directement relié
Indirectement relié
Pas du tout relié

34.b) À ce moment, cherchiez-vous un emploi correspondant à votre domaine d'étude?

Oui
Non

34.c) Occupez-vous toujours cet emploi?

Oui
Non

Semaine de référence

35. Au cours de la deuxième semaine de juin de cette année, c'est-à-dire du 7 au 11, dans quelle mesure avez-vous eu recours aux habiletés suivantes? Pour ce qui est... (LIRE LE PREMIER ÉLÉMENT AU HASARD)? Avez-vous eu recours à cette habileté... (LIRE LES RÉPONSES)? Pour ce qui est de... (ÉLÉMENT SUIVANT)? (RÉPÉTER LES RÉPONSES AU BESOIN)

Éléments

De l'aptitude à écrire

Des aptitudes en informatique

De la capacité à communiquer et à s'exprimer

Des mathématiques

Des compétences en recherche

De la capacité de prendre des décisions

De la capacité de penser de manière indépendante

De la capacité d'évaluer ou de critiquer un énoncé

De la capacité de collaborer avec d'autres

(TOUJOURS LIRE EN DERNIER) : De l'intérêt à apprendre tout au long de votre vie

Réponses

Beaucoup

Un peu

Peu

Pas du tout

(SPONTANÉ) : Ne s'applique pas

Activité sur le marché du travail au cours de la semaine de référence

Merci. Nous avons presque terminé ce sondage.

36. Si vous songez à la deuxième semaine de juin cette année, soit du 7 au 11, laquelle des situations d'emploi suivantes correspond le mieux à la vôtre? (LIRE LA LISTE)

Employé à plein temps

Employé à temps partiel

Sur le point d'occuper un nouvel emploi

Sans emploi et à la recherche de travail

Inscrit dans un programme d'éducation ou de formation

À la retraite

Pas à la recherche de travail

Ou une autre situation d'emploi – PRÉCISER

(SI «PAS À LA RECHERCHE DE TRAVAIL» À LA Q.36, POSER LA Q.37 ET PASSER À LA Q.39. SINON, PASSER À LA Q.38)

37. Pour quelle raison ne cherchez-vous pas de travail? (NE PAS LIRE)

À l'école

Responsabilités personnelles/familiales

Maladie

Abandonné la recherche d'emploi

Autre – PRÉCISER

(SI «EMPLOYÉ À PLEIN TEMPS» OU «EMPLOYÉ À TEMPS PARTIEL», CONTINUER. SINON, PASSER À LA Q.39)

38.a) Quel était le titre de votre poste? (VEUILLEZ SONDER AFIN D'OBTENIR LE PLUS DE DÉTAILS POSSIBLE POUR LA CODIFICATION)

38.b) Quelles étaient vos plus importantes tâches? Y en avait-il d'autres? (SONDER POUR DES TÂCHES PRÉCISES POUR LE CODE AID DE LA Q.30A)

38.c) Est-ce qu'il s'agissait d'un poste permanent ou temporaire?

Permanent

Temporaire

38.d) En termes d'heures payées, travailliez-vous plus de 30 heures par semaine à cet emploi?

Oui

Non

38.e) S'agissait-il du même titre de poste que celui de votre premier emploi après l'obtention de votre diplôme en 1997? C'est-à-dire, est-ce le même métier que vous avez décrit plus tôt?

Oui – PASSER À LA Q.39

Non – CONTINUER

38.f) L'emploi que vous occupiez au cours de la deuxième semaine de juin était-il directement relié à votre domaine d'étude, y était-il indirectement relié, ou encore est-ce qu'il n'y était pas du tout relié?

Directement relié

Indirectement relié

Pas du tout relié

38.g) Vouliez-vous un emploi correspondant à votre domaine d'étude?

Oui

Non

38.h) De manière générale, dans quelle mesure est-ce important pour vous d'avoir un emploi correspondant à votre domaine d'étude? (LIRE LA LISTE)

Très important
Plutôt important
Pas très important
Pas du tout important

38.i) Si vous prenez en considération tous les aspects de l'emploi que vous occupiez au cours de la deuxième semaine de juin, dans quelle mesure étiez-vous satisfait de cet emploi? Étiez-vous... (LIRE LA LISTE)?

Très satisfait
Plutôt satisfait
Plutôt insatisfait
Très insatisfait

39. Maintenant, laissez-moi vous rappeler que vos réponses sont strictement confidentielles et qu'elles ne seront transmises qu'une fois regroupées. Au millier près, pourriez-vous me dire quel a été votre revenu personnel total brut au cours de la dernière année? C'est-à-dire, quel a été votre revenu total avant les impôts? (INSCRIRE LE NOMBRE)

Financement des études

40. Nous aimerions en savoir plus sur la manière dont les diplômés ont financé leurs études. Pourriez-vous me dire si vous avez eu recours ou non aux sources de financement suivantes pour vos études postsecondaires? Pour ce qui est de/d'... (LIRE LE PREMIER ÉLÉMENT AU HASARD)? Et pour ce qui est de/d'... (ÉLÉMENT SUIVANT)?

Éléments

Membres de la famille comme les parents, les grands-parents ou un autre membre de la parenté
Votre conjoint
Prêts gouvernementaux aux étudiants
Prêts bancaires
Épargnes personnelles ou d'autres biens mobiliers
Bourse d'études
Revenu d'emplois occupés au cours de votre programme d'études, y compris les emplois d'été
Parrainage du gouvernement, du programme d'indemnisation des accidents du travail ou de réadaptation professionnelle
Parrainage d'un employeur
Parrainage d'un conseil de bande autochtone

Réponses

Oui
Non

41. Avez-vous reçu un montant important d'une autre source?

Oui – PRÉCISER
Non

Profil du diplômé

42. Quelles sont les 3 premières données de votre code postal actuel?

(SI PAS AU MANITOBA À LA Q.42, CONTINUER. SINON, PASSER À LA Q.44)
43. Pourquoi avez-vous quitté le Manitoba? (INSCRIRE TOUTES LES RÉPONSES)

Pour un emploi

Pour poursuivre ses études dans un établissement à l'extérieur du Manitoba

Pour des raisons personnelles (retour à la province d'origine, désir d'être plus près des amis/de la famille, désir de vivre dans d'autres endroits)

Autre – PRÉCISER

44. Accepteriez-vous de répondre à un autre sondage dans deux ou trois ans dans le cadre d'une étude longitudinale visant à examiner la progression de la carrière des diplômés du Manitoba après l'obtention de leur diplôme? Votre participation nous permettrait de recueillir des renseignements qui donneraient aux étudiants actuels une idée de la progression de leur carrière après l'obtention de leur diplôme.

Oui
Non

Enfin, vous n'êtes pas obligé de répondre aux trois questions qui suivent, mais ces réponses seraient grandement appréciées puisqu'il est difficile d'obtenir des données sur les étudiants souffrant d'un handicap, les étudiants d'origine autochtone et appartenant à d'autres minorités visibles...

45.a) Avez-vous un handicap persistant d'ordre physique ou mental? (Des exemples de handicaps sont les troubles cardiaques, l'hémophilie, les maladies mentales ou la défaillance de l'ouïe, de la mobilité ou de la vue.)

Oui
Non

45.b) On définit les autochtones comme les personnes qui sont des Indiens d'Amérique du Nord, ou dont les ancêtres le sont – Indien inscrit ou non, Inuit ou Métis. Êtes-vous un autochtone?

Oui
Non

45.c) Considérez-vous faire partie d'une minorité visible?

Oui
Non

Voilà qui met fin à cette étude de suivi sur les diplômés du Manitoba.

Si vous désirez obtenir un exemplaire des principaux résultats de cette étude, vous pouvez communiquer avec Monica Van Huystee du Conseil sur l'enseignement postsecondaire, au (204) 945-4293.

Nous vous remercions pour votre temps et votre collaboration!